GRUPO JEA
DESDE 1986

40

ANOS DE HISTÓRIA

EDIÇÃO 2026

CATÁLOGO
TÉCNICO

GRUPO JEA 40 ANOS DE HISTÓRIA

JEA ®

SUL

TECNOLOGIA EM MATERIAIS ELÉTRICOS HIDRÁULICOS MECÂNICOS E CIVIS

CERTIFICAÇÕES GRUPO JEA

ISO 9001:2015	ISO 45001:2018	ISO 14001:2015	CRC PETROBRÁS

JEA SUL INDÚSTRIA E COMÉRCIO LTDA

TECNOLOGIA EM SUSTENTAÇÃO DE FIOS E CABOS

JEA SUL

Nossa sede fica localizada em São José dos Pinhais, no Paraná. Somos uma indústria pronta para atender com agilidade e eficiência todas as regiões do Brasil. Com estoque in loco, oferecemos pronto atendimento trazendo benefícios significativos para a sua obra!

Contamos com o que há de mais moderno em equipamentos e máquinas, agregados a fornecedores qualificados, oferecemos produtos e serviços de altíssima qualidade.

GRUPO JEA DESDE 1986

Our headquarters is located in São José dos Pinhais, Paraná - Brazil. We are an industrial company ready to serve all regions of Brazil with agility and efficiency. With on-site inventory, we offer prompt service, bringing significant benefits to your project!

We also rely on the most modern equipment and machinery, combined with qualified suppliers, to offer products and services of the highest quality.

JEA Group Since 1986.

(41) 3278-7800 / (41) 99232-7800

R. Sebastião Souza Cortês, 687
- Campo Largo da Roseira
São José dos Pinhais - PR
83090-600

@jea.sul

jeasul@jea.com.br

www.jeasul.com.br

Aponte a câmera do celular e fale conosco no whatsapp

Obras Realizadas

REFINARIA PETROBRÁS (REPAR) - ARAUCÁRIA

AEROPORTO INTERNACIONAL GUARULHOS/SP

ARENA DO ATLÉTICO MINEIRO - BH/MG

RENAULT - SÃO JOSÉ DOS PINHAIS/PR

KLABIN S/A TELÊMACO - BORBA/PR

MUFFATO ATACADISTA - CAMBÉ/PR

CERVEJARIA AMBEV - PONTA GROSSA/PR

ASSAÍ ATACADISTA - CURITIBA/PR

AEROPORTO INTERNACIONAL AFONSO PENA - CURITIBA/PR

AEROPORTO INTERNACIONAL PINTO MARTINS - FORTALEZA/CE

GM MOTORES - JOINVILLE/SC

COPACOL - CAFELÂNDIA/PR

CERTIFICAÇÕES GRUPO JEA

ISO 9001:2015	ISO 14001:2015	ISO 45001:2018	CRC PETROBRÁS

CRC BR PETROBRAS EMPRESA CERTIFICADA

Excelência em cada detalhe
QUALIDADE PREMIUM
JEA
Desde 1986

GRANDES OBRAS, PRECISAM DE
UM GRANDE PARCEIRO.

MAGNÉLIS®

O QUE TORNA O MAGNÉLIS TÃO ESPECIAL?

- **O que é o magnélis:** um revestimento metálico inovador que está revolucionando a indústria e a construção civil com sua resistência superior à corrosão e maior durabilidade.

Taxa de corrosão do Magnelis® em relação ao produto galvanizado. Ensaio de resistência à corrosão atmosférica por 5 anos em Brest na França, em ambiente de alta concentração de cloreto C5M (aço).

- **Composição poderosa:** Feito de Zinco, 3,5% Alumínio e 3,0% Magnésio, esse revestimento oferece uma proteção muito superior ao aço galvanizado tradicional.
- **Resistência até 7x maior:** Em ambientes agressivos, como locais com exposição ao cloro, amônia, maresia e áreas agrícolas, o Magnélis supera os revestimentos convencionais com desempenho de ponta.
- **Dura até 3x mais:** Sua resistência à corrosão é pelo menos três vezes maior do que o aço galvanizado, tornando-o ideal para estruturas expostas ao tempo.
- **Mecanismo de autocicatrização:** Uma camada fina de zinco e magnésio "migre" para as áreas cortadas e perfuradas, revestindo naturalmente eventuais pontos de corrosão e prolongando ainda mais a vida útil do material.

ONDE O MAGNÉLIS PODE SER APLICADO?

- **Construção Civil:** Ideal para estruturas metálicas expostas ao tempo, como coberturas e fachadas.
- **Sistemas de armazenagem:** Garante proteção extra em locais sujeitos à umidade e corrosão.
- **Agronegócio:** Resistência incomparável ao contato com fertilizantes e ambientes úmidos.
- **Energia Solar:** Em fazendas solares, o Magnélis aumenta significativamente a durabilidade das estruturas, maximizando o retorno sobre o investimento.

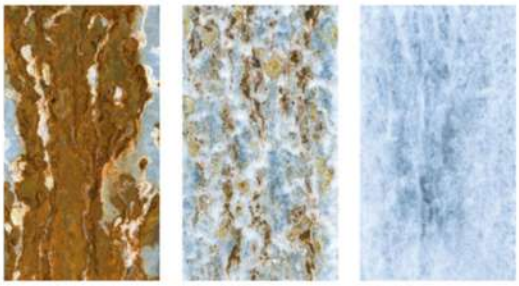
Galvanizado a Quente 20µm após 6 semanas
Pós-galvanizado 85µm após 12 semanas
Magnelis® 20µm após 34 semanas

MAIS PROTEÇÃO, MENOS CUSTOS E MAIOR SUSTENTABILIDADE

Economia na instalação e manutenção: O Magnélis reduz a necessidade de etapas adicionais de proteção contra corrosão, tornando os processos mais ágeis e econômicos.

Sustentabilidade: Diferente da galvanização a fogo, que gera alto impacto ambiental, o Magnélis é uma alternativa mais ecológica, com menor perda de zinco e maior eficiência no uso de materiais.

Certificação C5: O primeiro revestimento metálico a conquistar esse selo de qualidade, garantindo desempenho comprovado mesmo em condições extremas

Índice

Abraçadeiras
Clamps ..... 04 - 10

Suportes para estruturas padronizadas
Supports for standard structures ..... 11 - 12

Perfilados
Strut Channels ..... 13 - 14

Acessórios para fixação
Fixing accessories ..... 15 - 28

Eletrocalhas
Cable Trays ..... 29 - 37

Leito para cabos
Cable ladders ..... 38 - 48

Aramados
Wire Mesh Cable Trays ..... 49 - 50

Eletrodutos
Electrical Conduits and Tubes ..... 51 - 52

Serviços
Services ..... 53 - 53

Tabelas diversas / anotações
Charts and notes ..... 54 - 56

ABRAÇADEIRA "D"
"D" CLAMP



INCLUSO PARAFUSOS E PORCAS
BOLTS AND NUTS INCLUDED

REFERÊNCIA REFERENCE	NOM POL NOM INCH	ØA (mm)
JBD3/8	3/8"	19
JBD1/2	1/2"	24
JBD3/4	3/4"	29
JBD1	1"	35
JBD1 1/4	1.1/4"	44
JBD2	2"	62
JBD2 1/2	2.1/2"	75
JBD3	3"	91
JBD3 1/2	3.1/2"	104
JBD4	4"	117

ABRAÇADEIRA "D" COM CUNHA
CLAMP "D" WITH WEDGE

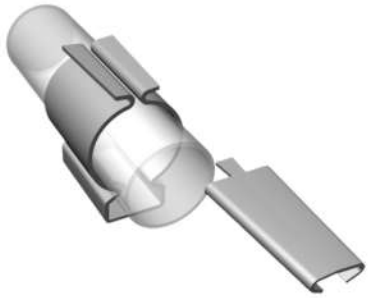

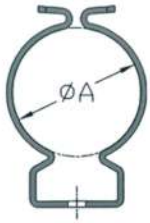

REFERÊNCIA REFERENCE	NOM POL NOM INCH	ØA (mm)
JDC1/2	1/2"	24
JDC3/4	3/4"	29
JDC1	1"	35
JDC1 1/4	1.1/4"	44
JDC1 1/2	1.1/2"	51
JDC2	2"	62
JDC2 1/2	2.1/2"	75
JDC3	3"	91
JDC3 1/2	3.1/2"	104
JDC4	4"	117

ABRAÇADEIRA "U" SIMPLES
LIGHT SIMPLE "U" CLAMP

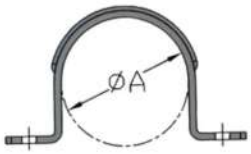

REFERÊNCIA REFERENCE	NOM POL NOM INCH	ØA (mm)
JUS3/8	3/8"	19
JUS1/2	1/2"	24
JUS3/4	3/4"	29
JUS1	1"	35
JUS1 1/4	1.1/4"	44
JUS1 1/2	1.1/2"	51
JUS2	2"	62
JUS2 1/2	2.1/2"	75
JUS3	3"	91
JUS 3 1/2	3.1/2"	104
JUS4	4"	117

ABRAÇA. "U" SIMPLES REFORÇADA
REINFORCED SIMPLE "U" CLAMP



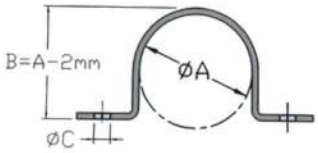

REFERÊNCIA REFERENCE	NOM POL NOM INCH	ØA (mm)	ØC (mm)
JUSR1/2	1/2"	24	8
JUSR3/4	3/4"	29	8
JUSR1	1"	35	8
JUSR1 1/4	1.1/4"	44	11
JUSR1 1/2	1.1/2"	51	11
JUSR2	2"	62	11
JUSR2 1/2	2.1/2"	75	11
JUSR3	3"	91	11
JUSR3 1/2	3.1/2"	104	11
JUSR4	4"	117	11
JUSR5	5"	14	14
JUSR6	6"	14	14
JUSR8	8"	14	14
JUSR10	10"	14	14
JUSR12	12"	14	14

ABRAÇADEIRA GOTA
DROP CLAMP

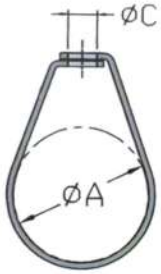

REFERÊNCIA REFERENCE	NOM POL NOM INCH	ØA (mm)	ØC (mm)	CARGA (Kg)
JBG3/8	3/8"	19	11	100
JBG1/2	1/2"	24	11	100
JBG3/4	3/4"	29	11	100
JBG1	1"	35	11	150
JBG1 1/4	1.1/4"	44	11	150
JBG1 1/2	1.1/2"	51	11	150
JBG2	2"	62	11	150
JBG2 1/2	2.1/2"	75	14	200
JBG3	3"	91	14	200
JBG3 1/2	3.1/2"	104	14	200
JBG4	4"	117	14	200
JBG5	5"	143	14	200
JBG6	6"	172	14	300
JBG8	8"	223	14	300
JBG10	10"	277	14	400
JBG12	12"	328	14	400

ABRAÇADEIRA "U" PERFIL
"U" CLAMP STRUT CHANNEL

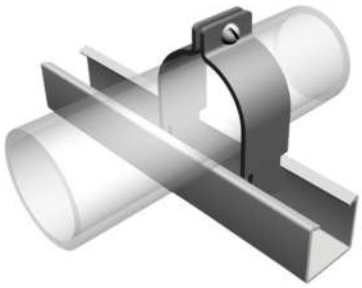

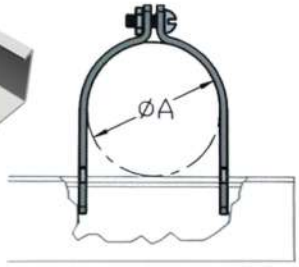

REFERÊNCIA REFERENCE	NOM POL NOM INCH	ØA (mm)
JUP3/8	3/8"	19
JUP1/2	1/2"	24
JUP3/4	3/4"	29
JUP1	1"	35
JUP1 1/4	1.1/4"	44
JUP1 1/2	1.1/2"	51
JUP2	2"	62
JUP2 1/2	2.1/2"	75
JUP3	3"	91
JUP 3 1/2	3.1/2"	104
JUP4	4"	117

PRECISÃO EM CADA DETALHE.

Na JEA Sul, unimos tecnologia de ponta, precisão e agilidade para entregar **resultados de excelência.**

Nossa estrutura conta com máquinas de corte a laser de última geração, que garantem acabamentos perfeitos, rapidez no processo e máxima segurança.
Com alta capacidade de produção e uma equipe especializada, atendemos projetos de diversos portes com eficiência e qualidade.

Cada detalhe é pensado para que você receba **soluções confiáveis, modernas e sob medida**.

ABRAÇADEIRA "U" DE VERGALHÃO PADRÃO PETROBRÁS N-1758

STEEL-ROD "U" CLAMP PETROBRÁS N-1758

REFERÊNCIA REFERENCE	ØA POL INCH	B (mm)	C (mm)	ØD POL INCH
JUVEP1/2X1/4	1/2"	24	40	1/4"
JUVEP3/4X1/4	3/4"	29	40	1/4"
JUVEP1X1/4	1"	35	40	1/4"
JUVEP1 1/2X1/4	1.1/2"	51	40	1/4"
JUVEP2X1/4	2"	62	40	1/4"
JUVEP2 1/2X3/8	2.1/2"	63	40	3/8"
JUVEP3X3/8	3"	90	40	3/8"
JUVEP4X3/8	4"	116	40	3/8"
JUVEP6X1/2	6"	171	45	1/2"
JUVEP8X1/2	8"	222	45	1/2"
JUVEP10X3/4	10"	276	55	3/4"
JUVEP12X3/4	12"	327	55	3/4"
JUVEP14X3/4	14"	359	55	3/4"

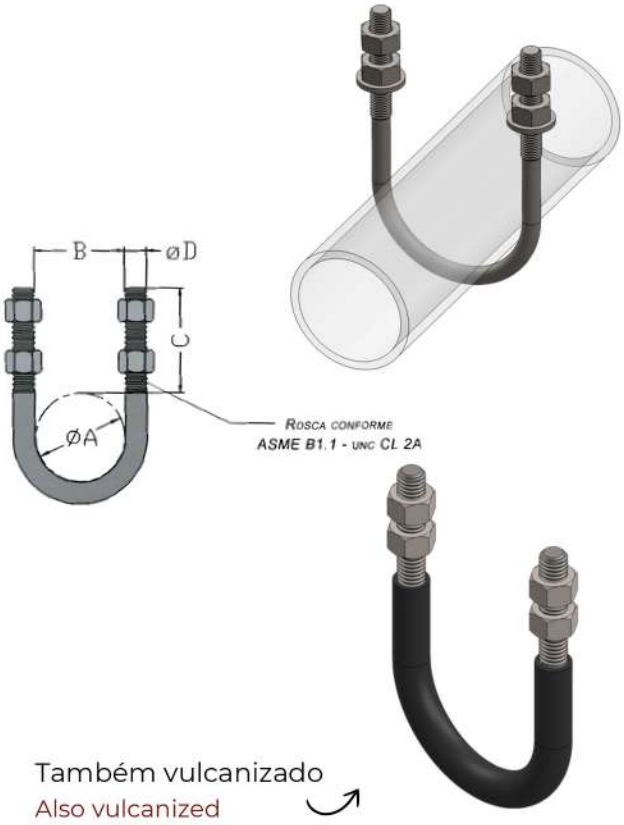

MATERIAIS FORNECIDOS:
MATERIALS PROVIDED:

- SAE 4140
- INOX 304, 316, 321, 410
- INCONEL 625 E 718
- DUPLEX
- SUPER DUPLEX
- OUTROS SOB CONSULTA

TIPOS DE REVESTIMENTOS:
TYPES OF COATINGS:

- CADMIO BICROMATIZADO
- ZINCO NÍQUEL
- FOSFATIZADO
- OXIDADO NEGRO
- XYLAN
- ZINCO BRANCO
- OUTROS SOB CONSULTA

ABRAÇDEIRA "U" DE VERGALHÃO PADRÃO JEA

STEEL-ROD "U" CLAMP JEA STANDARD



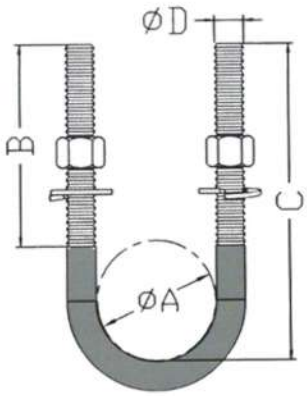

REFERÊNCIA REFERENCE	NOM POL NOM INCH	ØA	B (mm)	C (mm)	ØD POL INCH	CARGA (Kg)
JUV1/2X5/16	1/2"	24	45	70	5/16"	200
JUV3/4X5/16	3/4"	29	45	70	5/16"	200
JUV1X5/16	1"	35	45	85	5/6"	200
JUV11/4X5/16	1.1/4"	44	45	90	5/16"	200
JUV11/2X5/16	1.1/2"	51	45	98	5/16"	200
JUV2X3/8	2"	62	55	120	3/8"	200
JUV2 1/2X3/8	2.1/2"	75	55	130	3/8"	250
JUV3X3/8	3"	91	55	145	3/8"	250
JUV3 1/2X3/8	3.1/2"	104	55	160	3/8"	250
JUV4X3/8	4"	117	55	180	3/8"	250
JUV5X1/2	5"	143	105	240	1/2"	300
JUV6X5/8	6"	172	110	270	5/8"	500
JUV8X5/8	8"	223	110	320	5/8"	500
JUV10X3/4	10"	277	120	377	3/4"	700
JUV12X3/4	12"	328	120	430	3/4"	700
JUV14X3/4	14"	366	120	460	3/4"	700
JUV16X3/4	16"	420	120	510	3/4"	700
JUV18X3/4	18"	470	120	560	3/4"	700
JUV20X3/4	20"	525	120	615	3/4"	700
JUV22X7/8	22"	575	150	690	7/8"	900
JUV24X7/8	24"	630	150	740	7/8"	900
JUV26X7/8	26"	680	150	790	7/8"	900
JUV28X7/8	28"	730	150	840	7/8"	900
JUV30X7/8	30"	780	150	900	7/8"	900
JUV32X7/8	32"	830	150	950	7/8"	900
JUV34X7/8	34"	880	150	1000	7/8"	900

ABRAÇADEIRA UNIÃO HORIZONTAL T 1

T 1 HORIZONTAL CLAMP

	REFERÊNCIA REFERENCE	NOMPOL NOM INCH	ØA (mm)	ØB (mm)	C (mm)	E (POL) x L (MM) E (inch) x L (mm)
LINHA LEVE LIGHT LINE	JT 1UHL 1/2	1/2"	24	9,5	26	1/2"X25
	JT 1UHL3/4	3/4"	29	9,5	26	1/8"X25
	JT 1UHL1	1"	35	9,5	28	1/8"X25
	JT 1UHL1.1/4	1.1/4"	44	9,5	30	1/8"X25
	JT 1UHL 1.1/2	1.1/2"	51	9,5	30	1/8"X25
	JT 1UHL2	2"	62	9,5	31	1/8"X25
	JT 1UHL2.1/2	2.1/2"	75	11	40	3/16"X32
	JT 1UHL3	3"	91	11	40	3/16"X32
	JT 1UHL3.1/2	3.1/2"	104	11	42	3/16"X32
	JT 1UHL4	4"	117	11	43	3/16"X32
LINHA PESADA HEAVY LINE	JT 1UH1/2	1/2"	24	11	33	3/16"X32
	JT 1UH3/4	3/4"	29	11	33	3/16"X32
	JT 1UH1	1"	35	11	35	3/16"X32
	JT 1UH1.1/4	1.1/4"	44	11	35	3/16"X32
	JT 1UH1.1/2	1.1/2"	51	11	35	3/16"X32
	JT 1UH2	2"	62	11	35	3/16"X32
	JT 1UH2.1/2	2.1/2"	75	14	45	1/4"X38
	JT 1UH3	3"	91	14	45	1/4"X38
	JT 1UH3.1/2	3.1/2"	104	14	48	1/4"X38
	JT 1UH4	4"	117	14	50	1/4"X38
	JT 1UH5	5"	143	14	52	1/4"X38
	JT 1UH6	6"	172	14	52	1/4"X38
	JT 1UH8	8"	223	14	55	1/4"X38
	JT 1UH10	10"	277	14	55	1/4"X38
	JT 1UH12	12"	328	14	55	1/4"X38

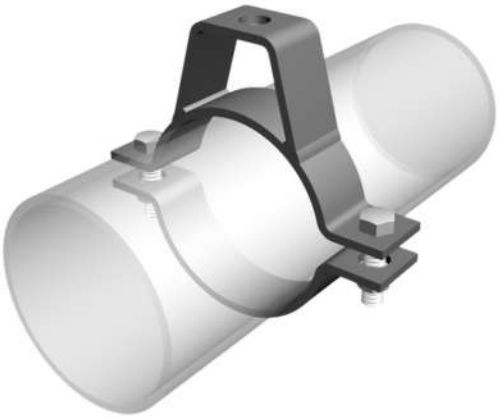

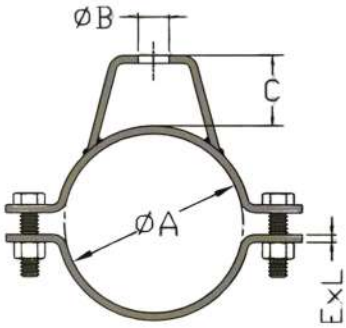

ABRAÇADEIRA UNIÃO VERTICAL T 2

T2 VERTICAL CLAMP

	REFERÊNCIA REFERENCE	NOMPOL NOM INCH	ØA (mm)	ØB (mm)	C (mm)	E (POL) x L (MM) E (inch) x L (mm)
LINHA LEVE LIGHT LINE	JUVEP1/2X1/4	1/2"	24	40	1/4"	1/2"X25
	JUVEP1/2X1/4	1/2"	24	40	1/4"	1/2"X25
	JUVEP1/2X1/4	1/2"	24	40	1/4"	1/2"X25
	JUVEP1/2X1/4	1/2"	24	40	1/4"	1/2"X25
	JUVEP1/2X1/4	1/2"	24	40	1/4"	1/2"X25
	JUVEP1/2X1/4	1/2"	24	40	1/4"	1/2"X25
	JUVEP1/2X1/4	1/2"	24	40	1/4"	1/2"X25
	JUVEP1/2X1/4	1/2"	24	40	1/4"	1/2"X25
	JUVEP1/2X1/4	1/2"	24	40	1/4"	1/2"X25
	JUVEP1/2X1/4	1/2"	24	40	1/4"	1/2"X25
LINHA PESADA HEAVY LINE	JUVEP1/2X1/4	1/2"	24	40	1/4"	1/2"X25
	JUVEP1/2X1/4	1/2"	24	40	1/4"	1/2"X25
	JUVEP1/2X1/4	1/2"	24	40	1/4"	1/2"X25
	JUVEP1/2X1/4	1/2"	24	40	1/4"	1/2"X25
	JUVEP1/2X1/4	1/2"	24	40	1/4"	1/2"X25
	JUVEP1/2X1/4	1/2"	24	40	1/4"	1/2"X25
	JUVEP1/2X1/4	1/2"	24	40	1/4"	1/2"X25
	JUVEP1/2X1/4	1/2"	24	40	1/4"	1/2"X25
	JUVEP1/2X1/4	1/2"	24	40	1/4"	1/2"X25
	JUVEP1/2X1/4	1/2"	24	40	1/4"	1/2"X25
	JUVEP1/2X1/4	1/2"	24	40	1/4"	1/2"X25
	JUVEP1/2X1/4	1/2"	24	40	1/4"	1/2"X25
	JUVEP1/2X1/4	1/2"	24	40	1/4"	1/2"X25

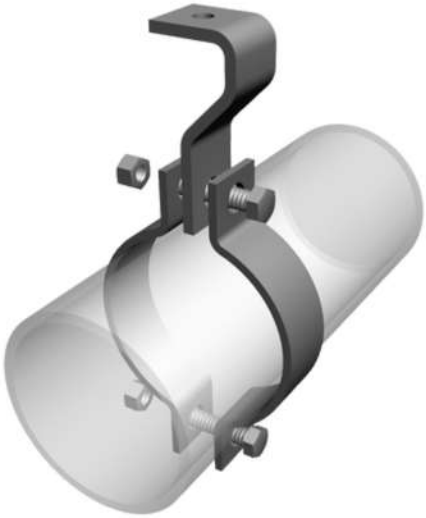

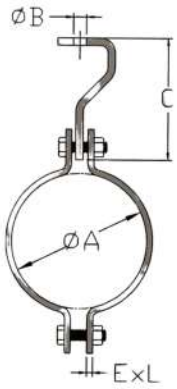

ABRAÇADEIRAS UNIÃO COM BASE T4 ALFA
UNION CLAMP WITH BASE T4 ALFA



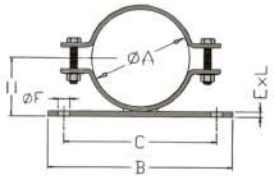

REFERÊNCIA REFERENCE	NOM POL NOM INCH	ØA (mm)	ØB (mm)	C (mm)	E (POL) x L (POL) E (inch) x L (inch)	H1 (mm)
JT4UB1/2	1/2"	24	140	108	3/16" X 1.1/4"	17
JT4UB3/4	3/4"	29	140	108	3/16" X 1.1/4"	19,5
JT4UB1	1"	35	140	108	3/16" X 1.1/4"	22,5
JT4UB1.1/4	1.1/4"	44	140	108	3/16" X 1.1/4"	27
JT4UB1.1/2	1.1/2"	51	140	108	3/16" X 1.1/4"	30,5
JT4UB2	2"	62	140	108	3/16" X 1.1/4"	36
JT4UB2.1/2	2.1/2"	75	220	182	1/4" X 1.1/2"	44
JT4UB3	3"	91	220	1/4"	1/4" X 1.1/2"	52
JUVEP3.1/2	3.1/2"	104	220	1/4"	1/4" X 1.1/2"	58,5
JT4UB4	4"	117	220	1/4"	1/4" X 1.1/2"	65
JT4UB5	5"	143	300	1/4"	1/4" X 1.1/2"	78
JT4UB6	6"	172	300	1/4"	1/4" X 1.1/2"	92,5
JT4UB8	8"	223	400	1/4"	1/4" X 1.1/2"	118
JT4UB10	10"	277	400	1/4"	1/4" X 1.1/2"	145
JT4UB12	12"	328	400	1/4"	1/4" X 1.1/2"	170,5

ABRAÇADEIRAS UNIÃO COM BASE T5 BETA
UNION CLAMP WITH BASE T5 BETA



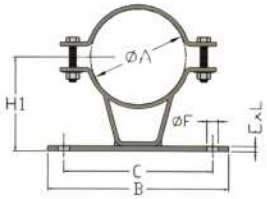

REFERÊNCIA REFERENCE	NOM POL NOM INCH	ØA (mm)	ØB (mm)	C (mm)	E (POL) x L (POL) E (inch) x L (inch)	H1 (mm)
JT5UB1/1	1/2"	24	140	108	1/2"X25	48,5
JT5UB3/4	3/4"	29	140	108	1/2"X25	53
JT5UB1	1"	35	140	108	1/2"X25	57,5
JT5UB1.1/4	1.1/4"	44	140	108	1/2"X25	63
JT5UB1.1/2	1.1/2"	51	140	108	1/2"X25	67,5
JT5UB2	2"	62	140	108	1/2"X25	73,5
JT5UB2.1/2	2.1/2"	75	140	108	1/2"X25	90
JT5UB3	3"	91	220	182	1/2"X25	101
JT5UB3.1/2	3.1/2"	104	220	182	1/2"X25	108,5
JT5UB4	4"	117	220	182	1/2"X25	116
JT5UB5	5"	143	300	262	1/2"X25	130
JT5UB6	6"	172	300	262	1/2"X25	146
JT5UB8	8"	223	400	362	1/2"X25	172,5
JT5UB10	10"	277	400	362	1/2"X25	200
JT5UB12	12"	328	400	362	1/2"X25	226

ABRAÇADEIRAS UNIÃO COM BASE T6 GAMA
UNION CLAMP WITH BASE T6 GAMA

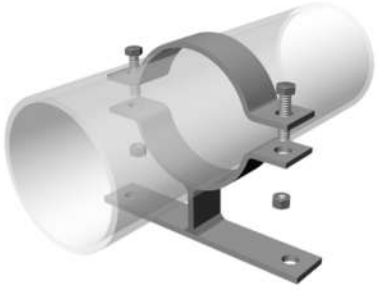

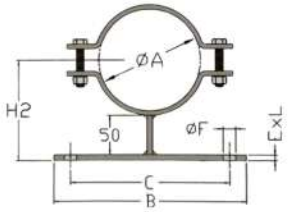

REFERÊNCIA REFERENCE	NOM POL NOM INCH	ØA (mm)	ØB (mm)	C (mm)	E (POL) x L (POL) E (inch) x L (inch)	H1 (mm)
JT6UB1/2	1/2"	24	140	108	3/16" X 1.1/4"	48,5
JT6UB3/4	3/4"	29	140	108	3/16" X 1.1/4"	53
JT6UB1	1"	35	140	108	3/16" X 1.1/4"	57,5
JT6UB1.1/4	1.1/4"	44	140	108	3/16" X 1.1/4"	63
JT6UB1.1/2	1.1/2"	51	140	108	3/16" X 1.1/4"	67,5
JT6UB2	2"	62	140	108	3/16" X 1.1/4"	73,5
JT6UB2.1/2	2.1/2"	75	220	182	1/4" X 1.1/2"	90
JT6UB3	3"	91	220	182	1/4" X 1.1/2"	101
JT6UB3.1/2	3.1/2"	104	220	182	1/4" X 1.1/2"	108,5
JT6UB4	4"	117	220	182	1/4" X 1.1/2"	116
JT6UB5	5"	143	300	262	1/4" X 1.1/2"	130
JT6UB6	6"	172	300	262	1/4" X 1.1/2"	146
JT6UB8	8"	223	400	362	1/4" X 1.1/2"	172,5
JT6UB10	10"	277	400	362	1/4" X 1.1/2"	200
JT6UB12	12"	328	400	362	1/4" X 1.1/2"	226

ABRAÇADEIRA UNIÃO PESADA PARA TUBOS K-9
HARD UNION CLAMP FOR K-9 F° F° PIPE

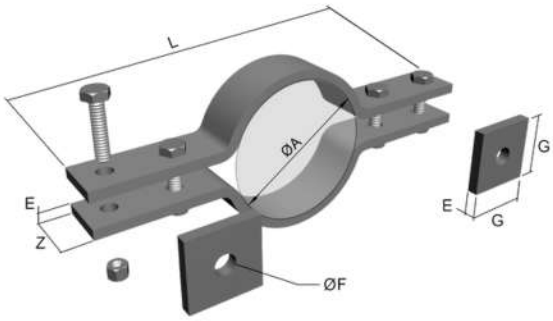



INCLUSO PARAFUSOS E PORCAS
BOLTS AND NUTS INCLUDED

REFERÊNCIA REFERENCE	ABRAÇADEIRA CLAMP				ARRUELA WASHER			PARAFUSO BOLT	TIRANTE THREADED BAR
	Ø TUBO	ØA (mm)	L (mm)	E (POL) x Z (MM) E (inch) x Z (mm)	G (mm)	E1 (mm)	ØF (mm)	ØP x COMP ØP X WIDTH	Ø (POL)
JT7 UP 100	4"	116	390	1/2" X 2"	76	1/2"	22	5/8" X 2.1/2"	3/4"
JT7 UP 150	6"	172	450	1/2" X 2"	76	1/2"	22	5/8" X 2.1/2"	3/4"
JT7 UP 200	8"	220	506	5/8" X 2.1/2"	76	1/2"	22	5/8" X 3"	3/4"
JT7 UP 250	10"	267	556	5/8" X 2.1/2"	76	1/2"	25	3/4" X 3"	7/8"
JT7 UP300	12"	323	616	5/8" X 3"	89	1/2"	28	7/8" X 3.1/2"	1"

ABRAÇADEIRA UNIÃO PESADA PARA TUBOS K-9 BOLSA
HARD UNION CLAMP FOR K-9 F° F° PIPE

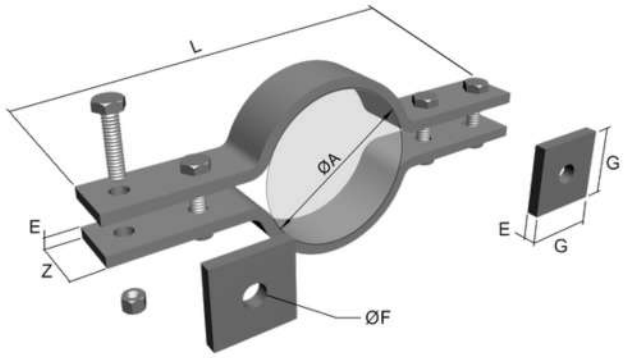

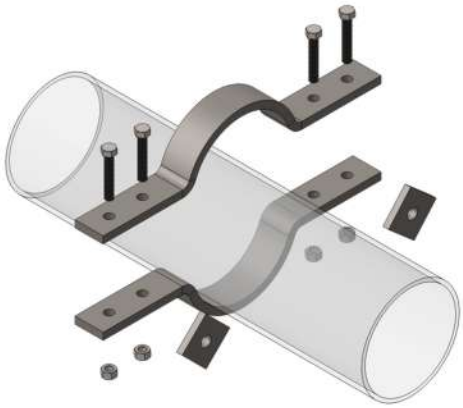

INCLUSO PARAFUSOS E PORCAS
BOLTS AND NUTS INCLUDED

REFERÊNCIA REFERENCE	ABRAÇADEIRA CLAMP				ARRUELA WASHER			PARAFUSO BOLT	TIRANTE THREADED BAR
	Ø TUBO	ØA (mm)	L (mm)	E (POL) x Z (MM) E (inch) x Z (mm)	G (mm)	E1 (mm)	ØF (mm)	ØP x COMP ØP X WIDTH	Ø (POL)
JT7 UPB 100	4"	172	172	1/2" X 2"	76	1/2"	22	5/8" X 2.1/2"	3/4"
JT7 UPB 150	6"	220	502	1/2" X 2"	76	1/2"	22	5/8" X 2.1/2"	3/4"
JT7 UPB 200	8"	262	552	5/8" X 2.1/2"	76	1/2"	22	5/8" X 3"	3/4"
JT7 UPB 250	10"	323	614	5/8" X 2.1/2"	76	1/2"	25	3/4" X 3"	7/8"
JT7 UPB 300	12"	380	644	5/8" X 3"	89	1/2"	28	7/8" X 3.1/2"	1"

ABRAÇADEIRA GARRA CURTA
SHORT CLAW CLAMP

REFERÊNCIA REFERENCE	∅ CABO (MM) CABLE (mm)
JAGC * -7/10	mín 07 - máx 10
JAGC * -11/14	mín 11 - máx 14
JAGC * -15/18	mín 15 - máx 18
JAGC * -19/22	mín 19 - máx 22
JAGC * -23/26	mín 23 - máx 26
JAGC * -27/30	mín 27 - máx 30
JAGC * -31/34	mín 31 - máx 34
JAGC * -35/38	mín 35 - máx 38
JAGC * -39/42	mín 39 - máx 42
JAGC * -43/46	mín 43 - máx 46
JAGC * -47/50	mín 47 - máx 50
JAGC * -51/54	mín 51 - máx 54
JAGC * -55/58	mín 55 - máx 58
JAGC * -59/62	mín 59 - máx 62
JAGC * -63/66	mín 63 - máx 66



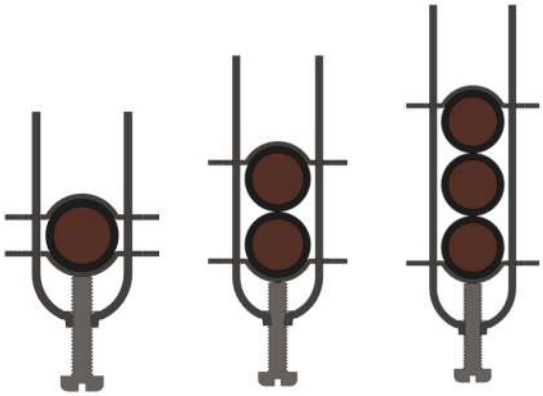

P/ 1 Cabo * = 1 | P/ 2 Cabos * = 2 | P/ 3 Cabos * = 3

Na referência, substituir (*) pelo n° referente ao modelo desejado. (EX: JAGC2-55/58)

In reference, replace (*) by the number regarding the desired model. (EX: JAGC2-55/58)

Porque escolher a JEA Sul?

CORTE A LASER DE ALTA PRECISÃO
Tecnologia de ponta que garante acabamento impecável e medidas exatas.

PRODUTOS 100% PERSONALIZÁVEIS
Tamanhos, pintura, acabamento e funcionalidades adaptados ao seu projeto.

ALTA CAPACIDADE DE PRODUÇÃO
Entregas rápidas, mesmo para grandes demandas.

QUALIDADE NOS MÍNIMOS DETALHES
Controle rigoroso em cada etapa da fabricação.

VARIEDADE DE SOLUÇÕES
Linha completa: eletrocalhas, perfilados, chumbadores, abraçadeiras e muito mais.

MATÉRIA-PRIMA DE EXCELÊNCIA
Utilizamos aço de alta qualidade e revestimentos avançados.

ATENDIMENTO TÉCNICO ESPECIALIZADO
Equipe preparada para entender e atender suas necessidades com agilidade.

ENTREGA PARA TODO O BRASIL
Estamos em São José dos Pinhais/PR, mas entregamos onde você estiver.

SUPORTE PARA ESTRUTURAS PADRONIZADAS
SUPPORT FOR STANDARD STRUCTURES

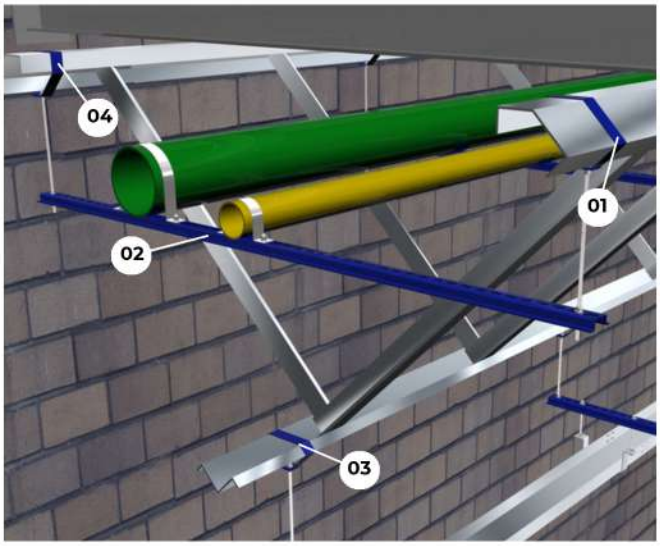

Em constante busca pela melhoria e inovação, apresentamos nossa completa linha de suportes de sustentação para estruturas metálicas padronizadas. Projetados especificamente para cada perfil, nossos suportes atendem à todas as especificações técnicas de segurança e de utilização, com um sistema de aplicação bem simples, que associa estética, praticidade e segurança. Os suportes abraçam os perfis com perfeição e segurança, e sua versatilidade permite o direcionamento dos cabos e tubulações tanto no sentido longitudinal, quanto no transversal.

01 **SUPORTE TRAPEZOIDAL TRAPEZOIDAL SUPPORT**
02 **PERFIL ÔMEGA OMEGA STRUT CHANNEL**
03 **SUPORTE DIAMANTE DIAMOND SUPPORT**

In constant search for improvement and innovation, we present our newest line and complete of media support for standard metal structures. Designed specifically for each Strut channel, our media to meet all technical specifications and safety for use with a system of very simple application. which combines aesthetics, practicality and security. The media embraced the Strut channel perfectly and security, and its versatility allows the direction of the cables and pipes in both the longitudinal direction, as the cross.

SUPORTE TRAPEZOIDAL
TRAPEZOIDAL SUPPORT

REFERÊNCIA REFERENCE	PERFIL STRUT	TIRA "C" STRIP "C"	CARGA CHARGE
JSTP90	90mm	405mm	90*
JSTP110	110mm	500mm	90*

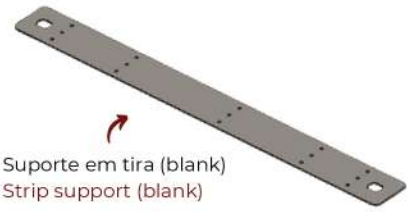

Suporte em tira (blank)
Strip support (blank)

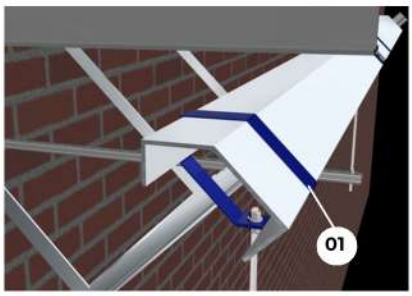

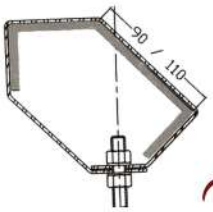

Suporte dobrado
Folded support

Cantos arredondados
Rounded corners

Exemplo de montagem do suporte no perfil, passo a passo:
Example of assembly of the support on the Strut channel, step by step:

1º ETAPA 2º ETAPA 3º ETAPA 4º ETAPA

SUPORTE DIAMANTE
DIAMOND SUPPORT

REFERÊNCIA REFERENCE	PERFIL STRUT	TIRA "C" STRIP "C"	CARGA MÁX CHARGE MAX
JSD901	90mm	447mm	90Kg*
JSD902	90mm	429mm	90Kg*
JSD1101	100mm	508mm	90Kg*
JSD1102	100mm	548mm	90Kg*

Para uso de acordo com perfis
For usage according to the strut channels

JSD901	JSD902	JSD1101	JSD1102
90x14x2	90x26x2,65	110x27x2,65	110x34x2,65
90x21x2,25	90x27x3		110x35x3
	90x29x3,75		110x37x3,75
	90x32x4,75		110x10,4x4,75

Suporte dobrado
Folded support

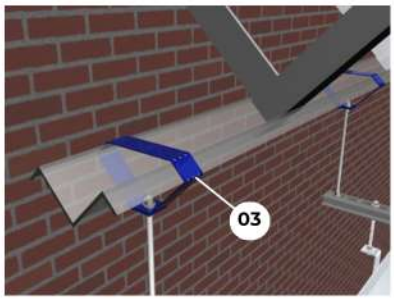

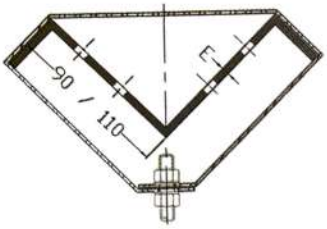

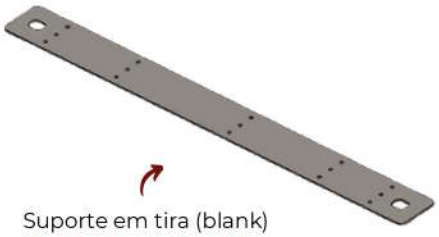

Suporte em tira (blank)
Strip support (blank)

SUPORTE VERTICAL P/ ESTRUTURAS TIPO TRELIÇA
FIXED VERTICAL SUPPORT FOR TYPE TRUSS STRUCTURES

REFERÊNCIA REFERENCE	PERFIL STRUT	TIRA "C" STRIP "C"	CARGA MÁX CHARGE MAX
JSV10040	100x40mm	354mm	90Kg*
JSV10050	100x50mm	374mm	90Kg*
JSV10060	100x60mm	394mm	90Kg*
JSV15040	150x40mm	474mm	90Kg*
JSV15040	150x50mm	494mm	90Kg*
JSV15040	150x60mm	514mm	90Kg*

*Carga Máx. por Suporte
*Max. charge per support

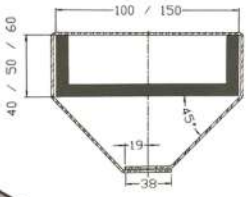

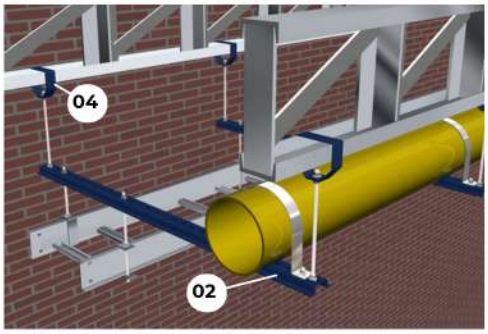

02 - Perfil ômega 04 - Suporte Vertical

Suporte em tira (blank)
Strip support (blank)

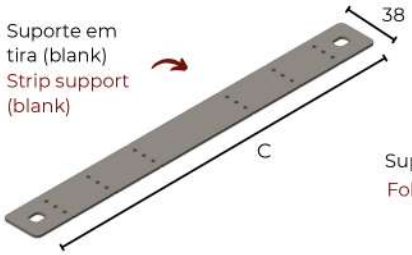

Suporte dobrado
Folded support

Suportes projetados para instalação na obra antes ou após montagem das telhas.

Supports designed for installation on site before or after the assembly of tiles.

SUPORTE FIXO P/ ESTRUTURAS TIPO TERÇAS (PERFIS "Z" E "C")
FIXED SUPPORT FOR STRUCTURE TYPE METAL PURLIN ("Z" & "C" STRUT CHANNELS)

REF: JSFTZC

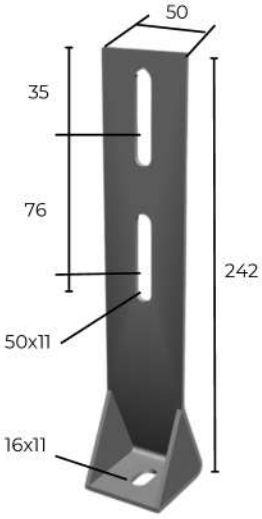

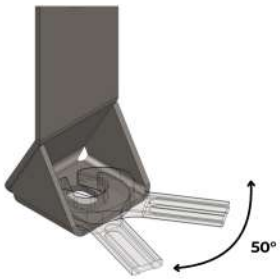

Angulo de ação da chave fixa.
Fixed wrench action angle.

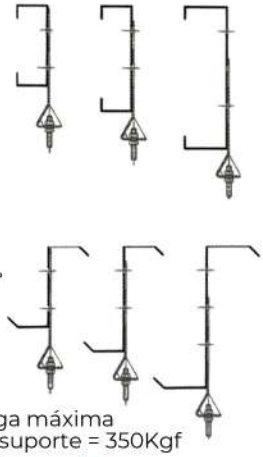

Carga máxima por suporte = 350Kgf
Maximum charge per support = 350Kgf

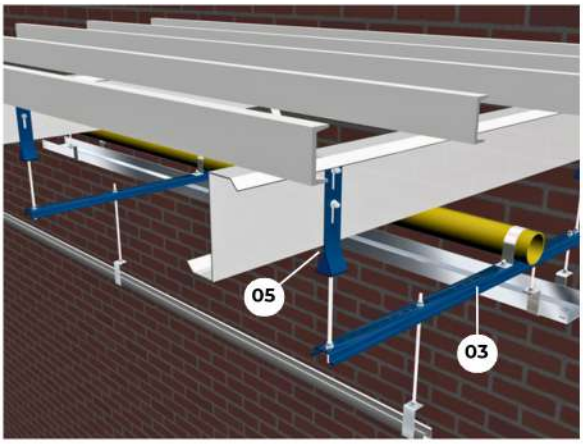

PERFIL ÔMEGA P/ ESTRUTURAS PADRONIZADAS
STANDARD STRUCTURES OMEGA STRUT CHANNEL

REF: JPOEP

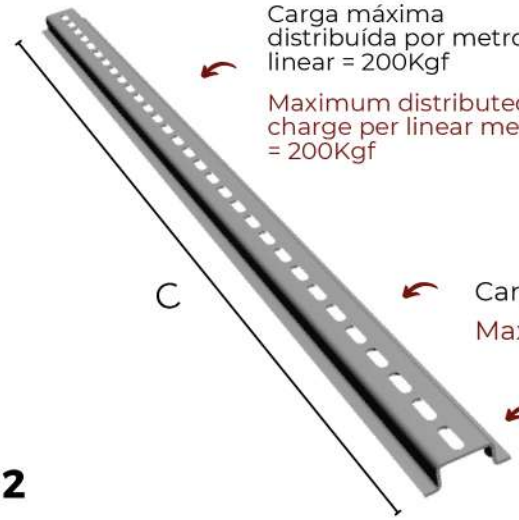

Carga máxima distribuída por metro linear = 200Kgf
Maximum distributed charge per linear meter = 200Kgf

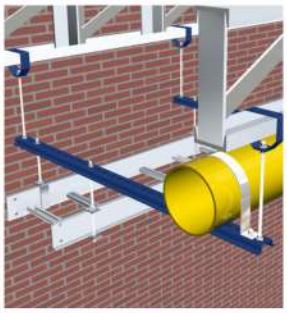

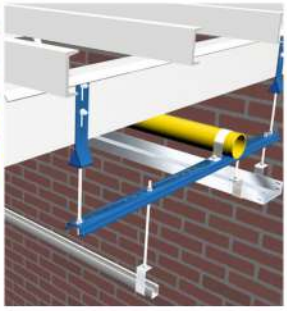



Carga máx. concentrada = 120Kgf
Maximum charge concentrated = 120Kgf

*C de acordo com instalação e projeto.
*C according to installation and design.

PERFILADO LISO 38X38

38X38 (MM) PLAIN STRUT CHANNEL

REF: JPL38



PERFILADO 2 FUROS 38X19

38X19 (MM) TWO-HOLE STRUT CHANNEL

REF: JP2F19

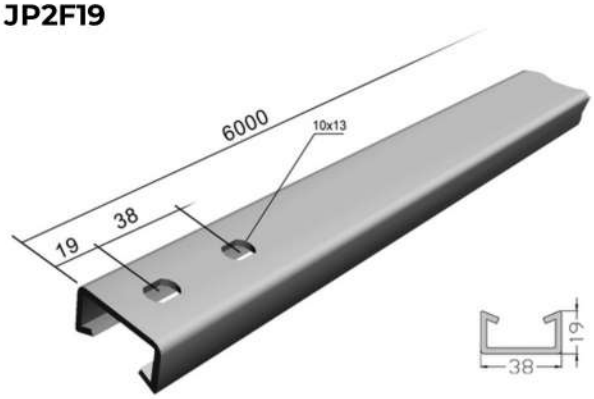

PERFILADO 2 FUROS 38X38

38X38 (MM) TWO-HOLE STRUT CHANNEL

REF: JP2F38

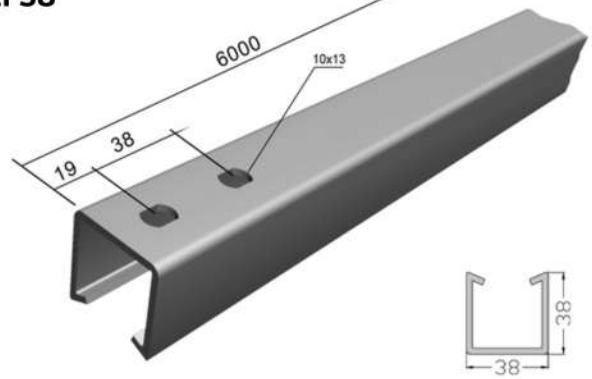

PERFILADO PERFURADO 38X19

38X19 (MM) PERFORATED STRUT CHANNEL

REF: JPP19

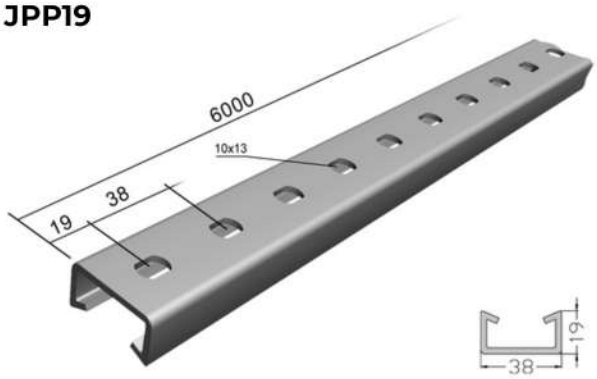

PERFILADO 2 FUROS 38X38

38X38 (MM) PERFORATED STRUT CHANNEL

REF: JPP38

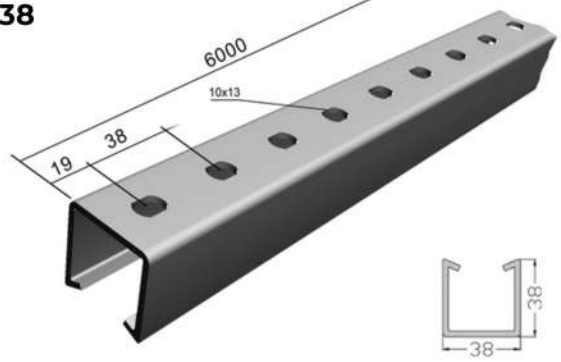

PERFILADO CONJUGADO VERTICAL

VERTICAL CONJUGATE STRUT CHANNEL

REF: JPCV76

PERFILADO CONJUGADO HORIZONTAL

HORIZONTAL CONJUGATE STRUT CHANNEL

REF: JPCH76

PERFILADO DUPLO 4 FUROS 76X38
76X38 (MM) DOUBLE 4 HOLE STRUT CHANNEL

REF: JP4F76

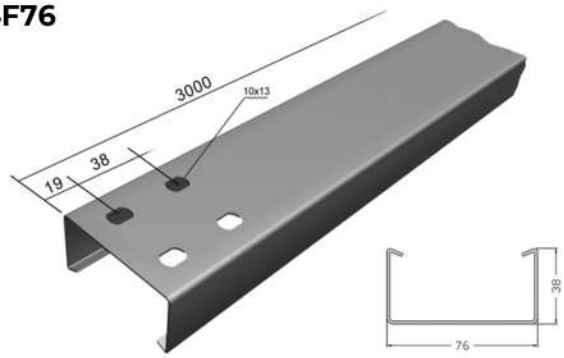

PERFILADO DUPLO 76X38
76X38 (MM) DOUBLE STRUT CHANNEL

REF: JPP76

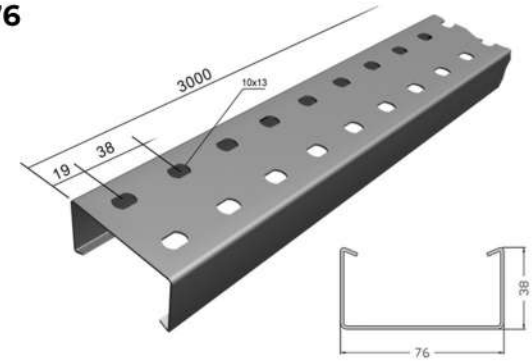

TAMPA DE ENCAIXE P/ PERFILADO
MORTISE COVER FOR STRUT CHANNEL

REF: JTEP38



TAMPA DE PRESSÃO P/ PERFILADO
PRESSURE COVER FOR STRUT CHANNEL

REF: JTPP38

FITA PERFURADA
PERFORATED TAPE

REF: JFP

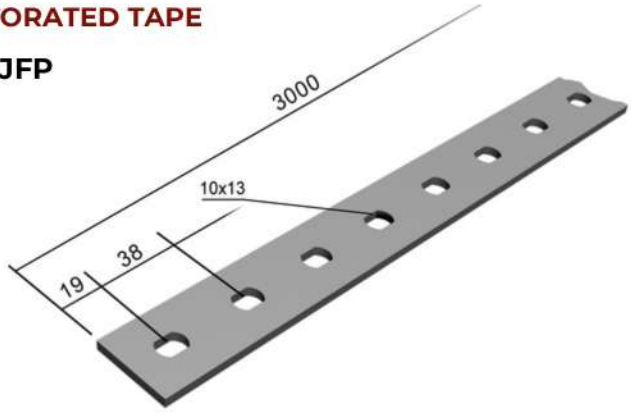

Parafuso recomendado 3/8"x3/4" cab. lentilha auto travante com Porca sextavada e Arruela lisa.

Recomended screw 3/8"x3/4" lentil head with hex nut and flats washers.



JUNÇÃO INTERNA "I"
INTERNAL JOINT "I"

REF: JJI38

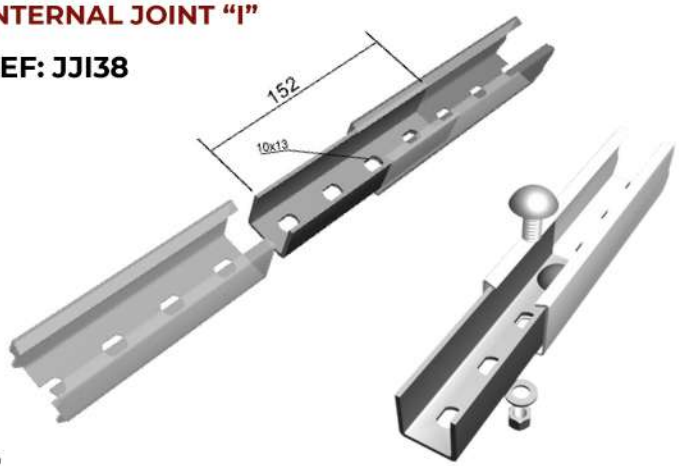

JUNÇÃO INTERNA "I" 76
INTERNAL JOINT "I"

REF: JJI76

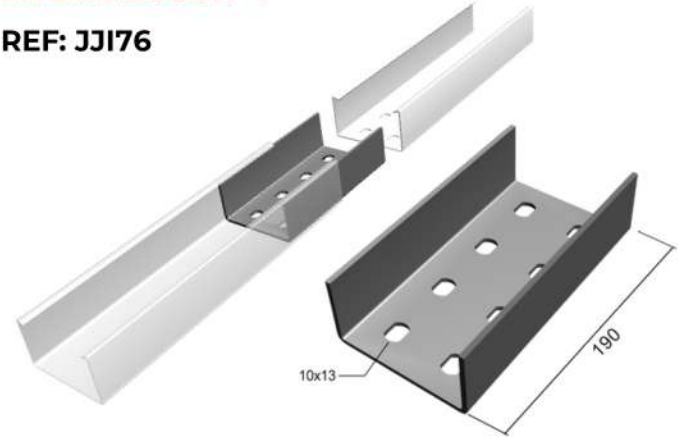

JUNÇÃO "X"
JOINT "X"

REF: JJX38

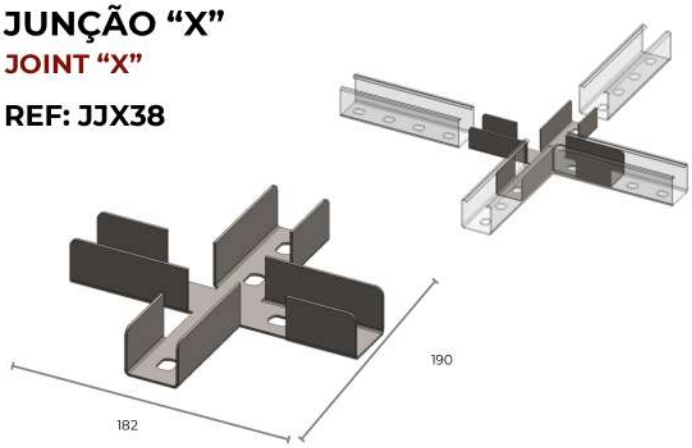

JUNÇÃO INTERNA "X" 76
76 INTERNAL JOINT "X"

REF: JJX76

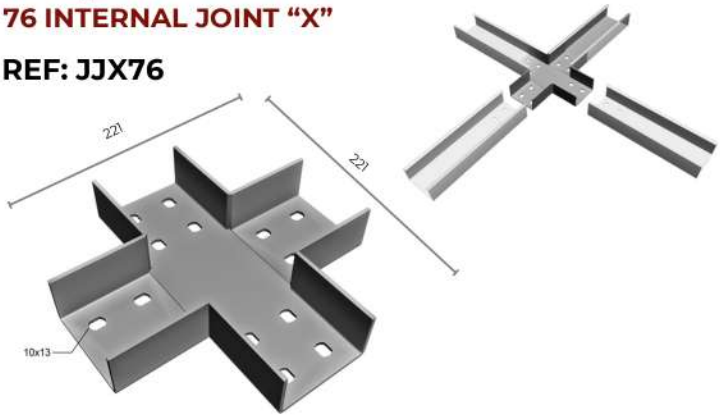

JUNÇÃO "T"
JOINT "T"

REF: JJT38

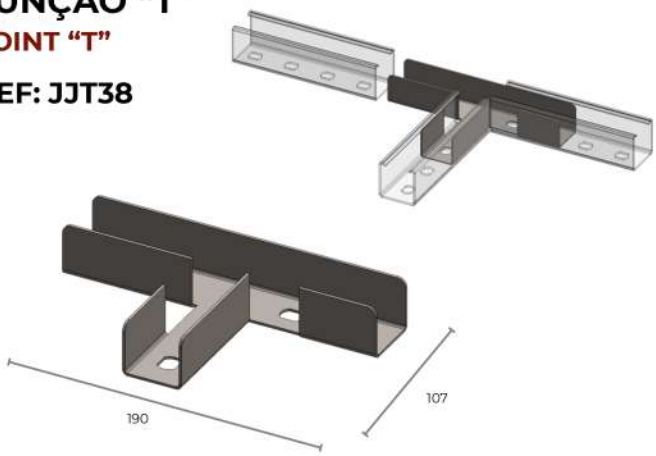

JUNÇÃO INTERNA "T" 76
76 INTERNAL JOINT "T"

REF: JJT76

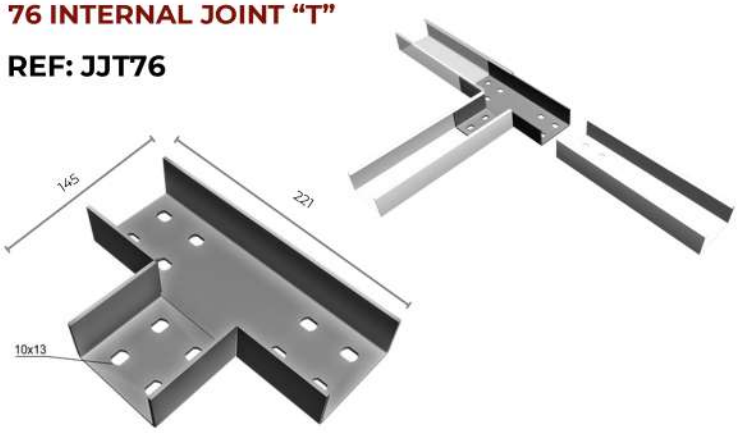

JUNÇÃO "L"
JOINT "L"

REF: JJL38

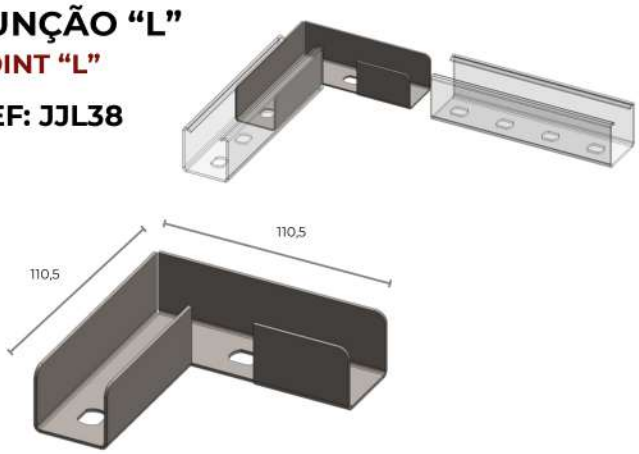

JUNÇÃO INTERNA "L" 76
76 INTERNAL JOINT "L"

REF: JJL76

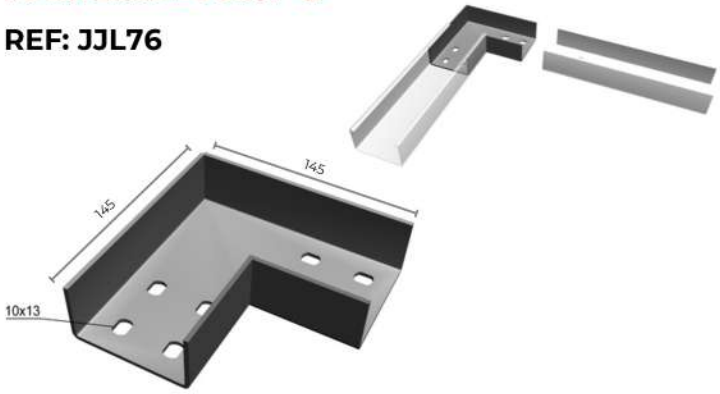

JUNÇÃO EXTERNA
EXTERNAL JOINT "I"

REF: JJE38

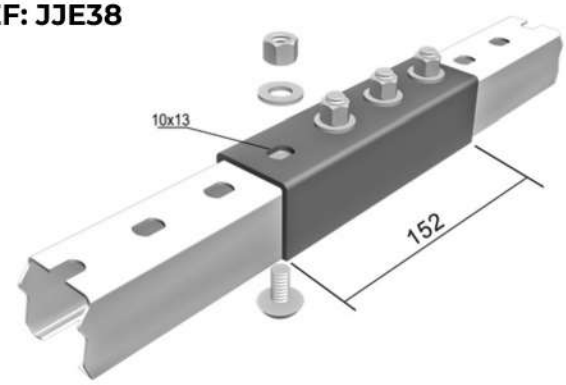

TALA 3 FUROS
THREE-HOLE FISHPLATE

REF: JPCH76

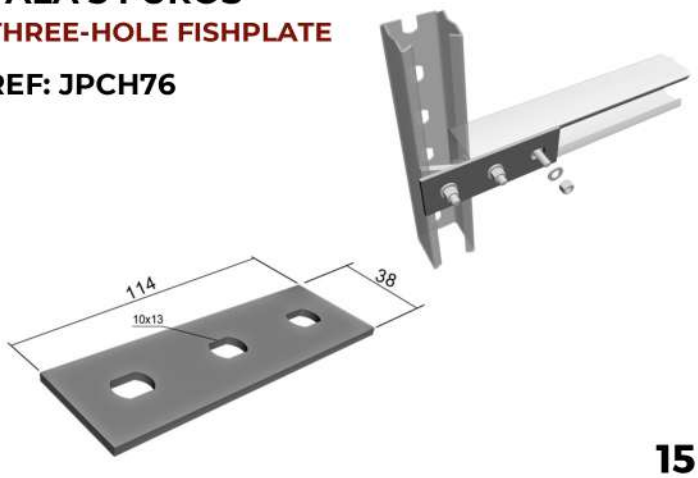

TALA 4 FUROS
FOUR-HOLE FISHPLATE

REF: JTL04

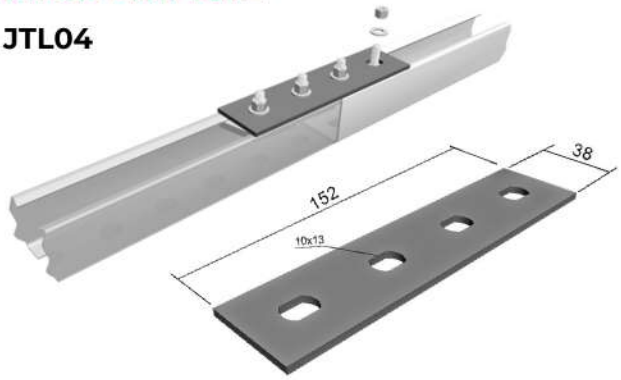

CANTONEIRA "L" 2 FUROS
TWO-HOLE "L" GUSSET

REF: JCL02

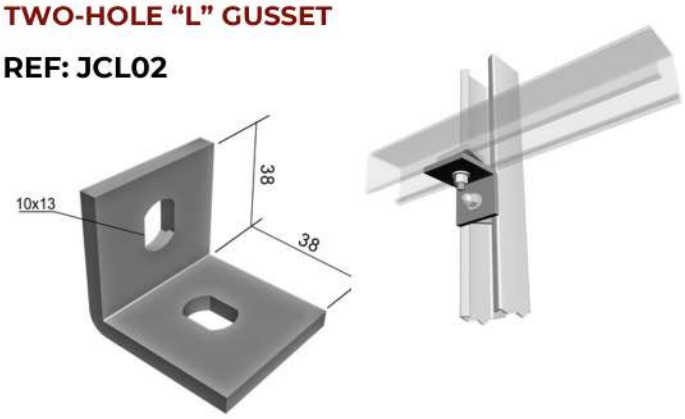

CANTONEIRA "L" 3 FUROS
THREE-HOLE "L" GUSSET

REF: JCL03

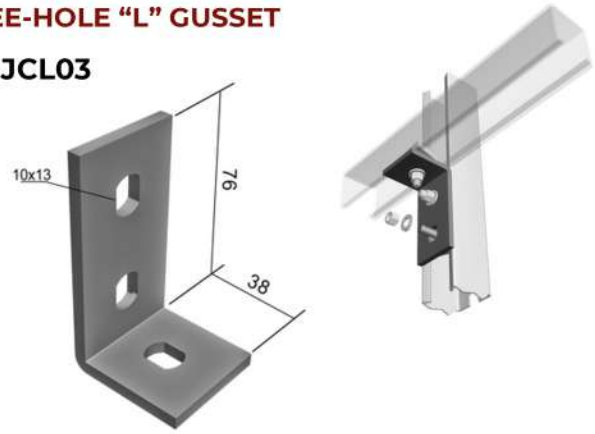

CANTONEIRA "L" 4 FUROS
FOUR-HOLE "L" GUSSET

REF: JCL04

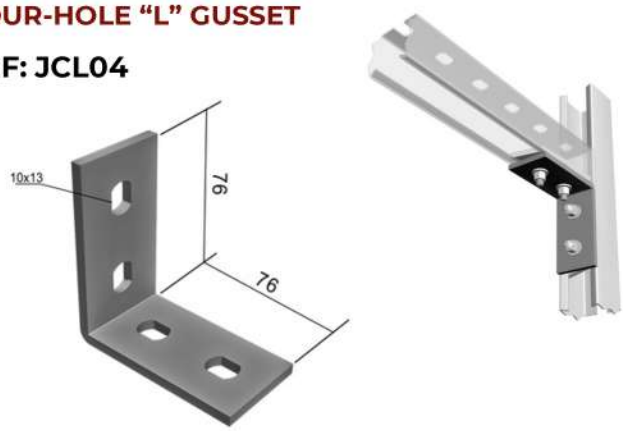

CANTONEIRA REFORÇADA 2 FUROS
TWO-HOLE REINFORCED GUSSET

REF: JCR02

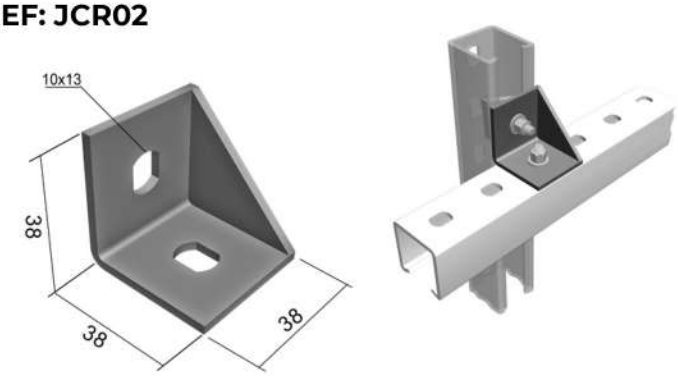

CANTONEIRA REFORÇADA 4 FUROS
FOUR-HOLE REINFORCED GUSSET

REF: JCR04

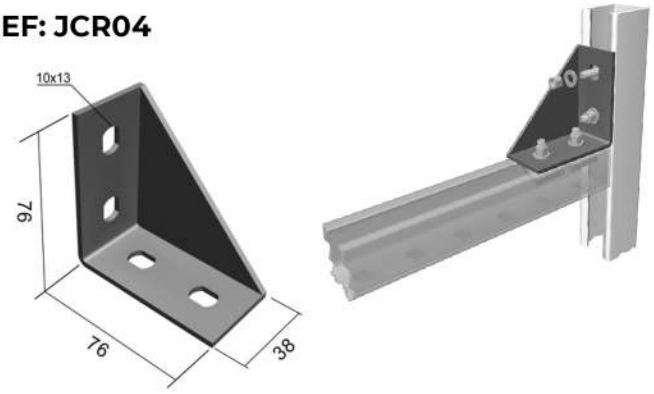

DISTANCIADOR "U" SIMPLES
SIMPLE "U" SEPARATOR

REF: JDU01

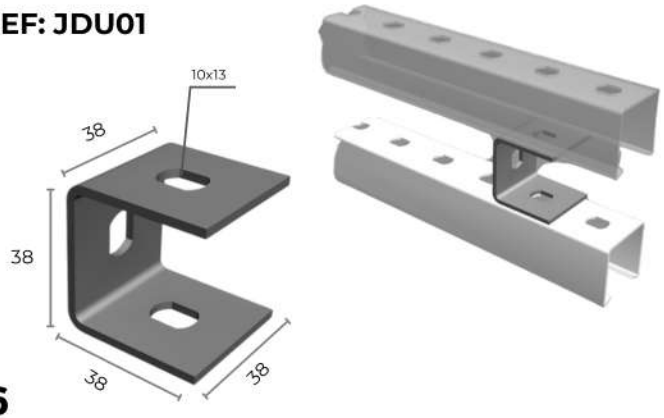

DISTANCIADOR "U" DUPLO
DOUBLE "U" SEPARATOR

REF: JDU02

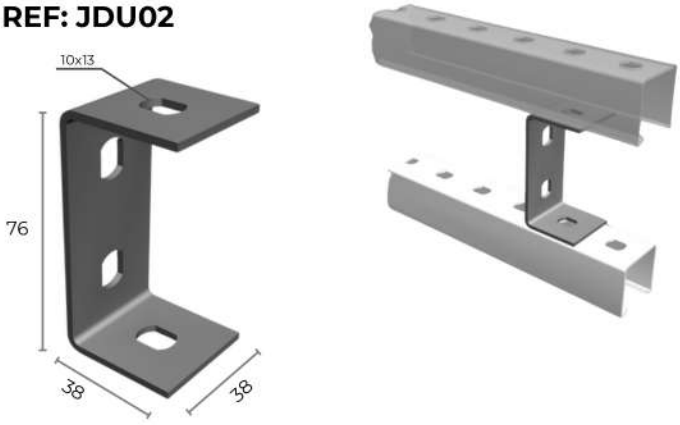

DISTANCIADOR "U" TRIPLO
TRIPLE "U" SEPARATOR

REF: JTL04

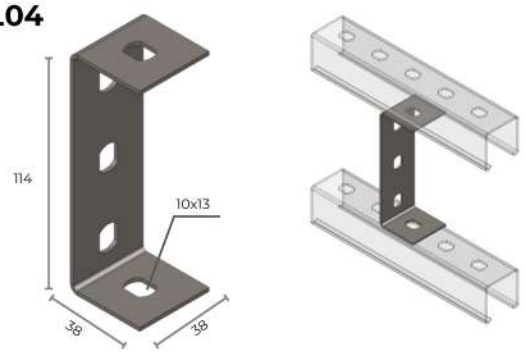

SAPATA RÁPIDA 1 FURO
ONE-HOLE QUICK SHOE

REF: JJX76

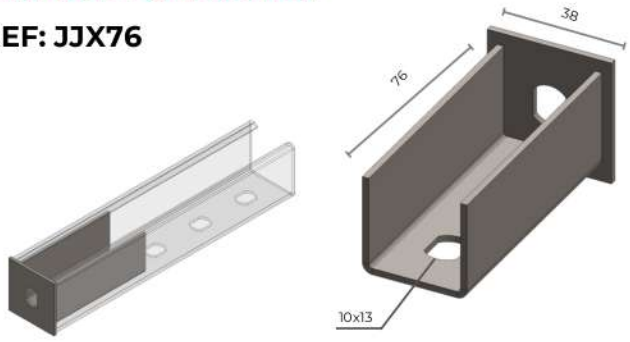

SAPATA INTERNA
INTERNAL SHOE

REF: JSI04

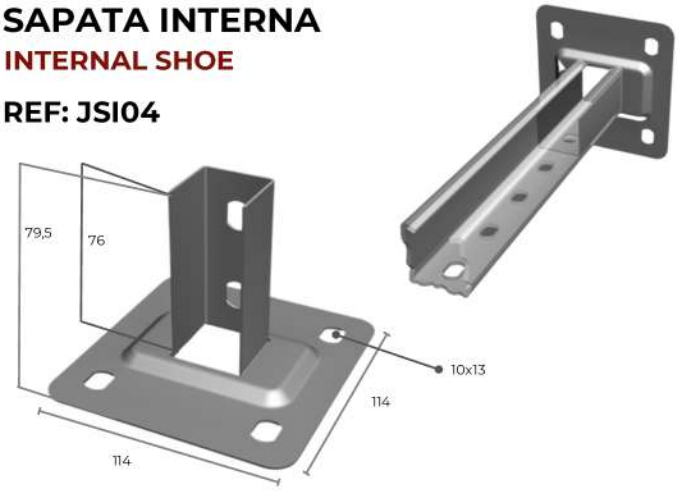

SAPATA INTERNA 76
INTERNAL SHOE

REF: JSI04

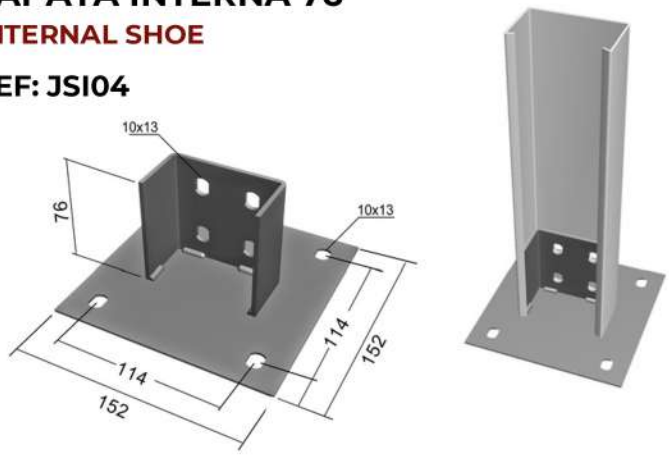

SAPATA EXTERNA
EXTERNAL SHOE

REF: JJSE04

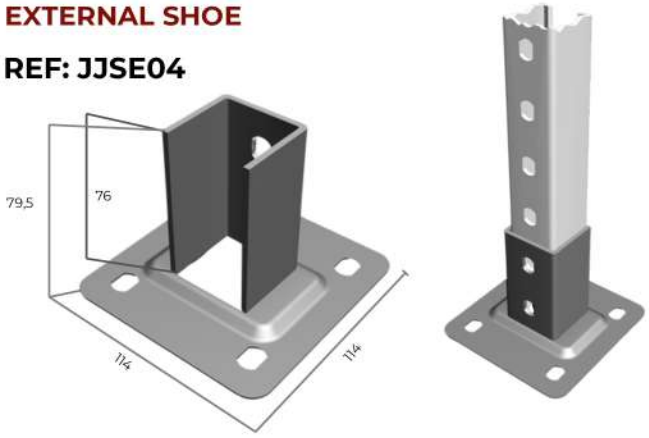

ACOPLAMENTO
COUPLING

REF: JAC38

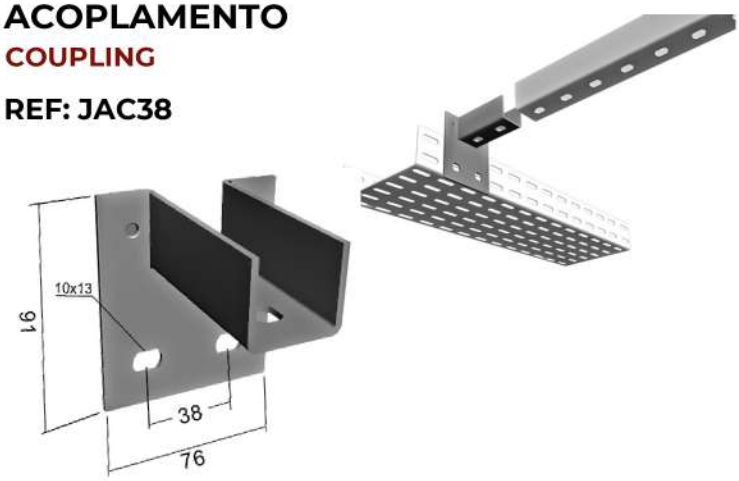

CANTONEIRA ZZ
SIMPLE "U" SEPARATOR

REFERÊNCIA:

ZZ BAIXA: CZZ19

ZZ ALTA: CZZ38

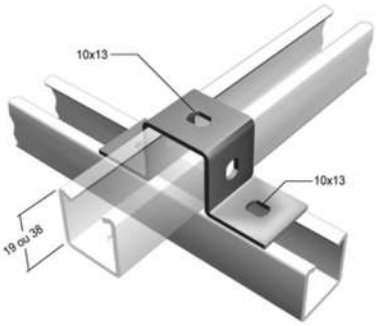

UTILIZAÇÃO EM PERFILADO

UTILIZAÇÃO SUSPENSA

SAÍDA SUPERIOR
UPER OUTLET

REFERÊNCIA REFERENCE	Ø A (mm)
JSS1/2	1/2"
JSS3/4	3/4"
JSS1	1"

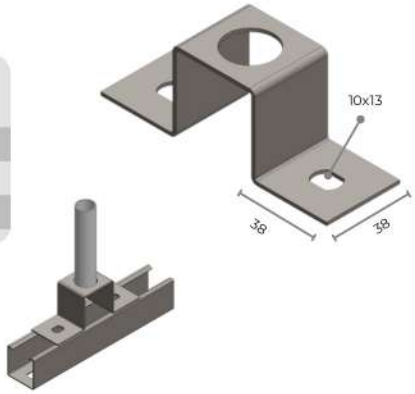

SAÍDA LATERAL DUPLA
DOUBLE SIDE OUTLET

REFERÊNCIA REFERENCE	Ø A (mm)
JSLD1/2	1/2"
JSLD3/4	3/4"
JSLD1	1"

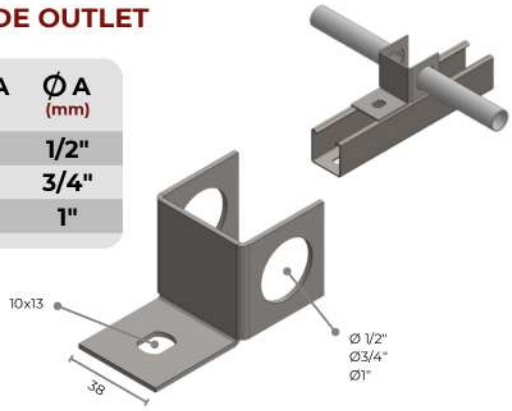

SAÍDA LATERAL
SIDE OUTLET

REFERÊNCIA REFERENCE	Ø A (mm)
JSL1/2	1/2"
JSL3/4	3/4"
JSL1	1"

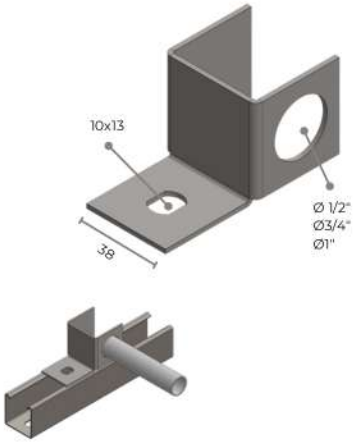

SAÍDA FINAL
END OUTLET

REFERÊNCIA REFERENCE	Ø A (mm)
JSF1/2	1/2"
JSF3/4	3/4"
JSF1	1"

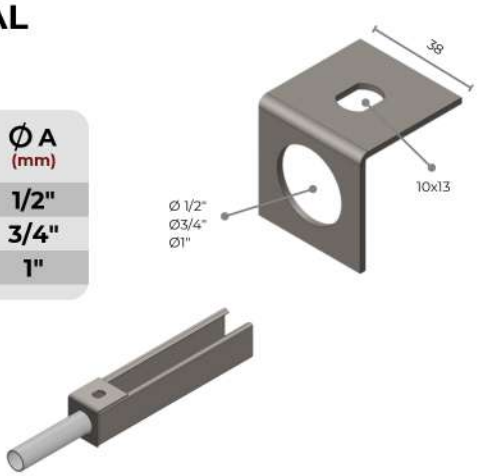

SAÍDA HORIZONTAL PARA ELETRODUTO
HORIZONTAL OUTLET FOR ELECTRIC-POWER DUCTS

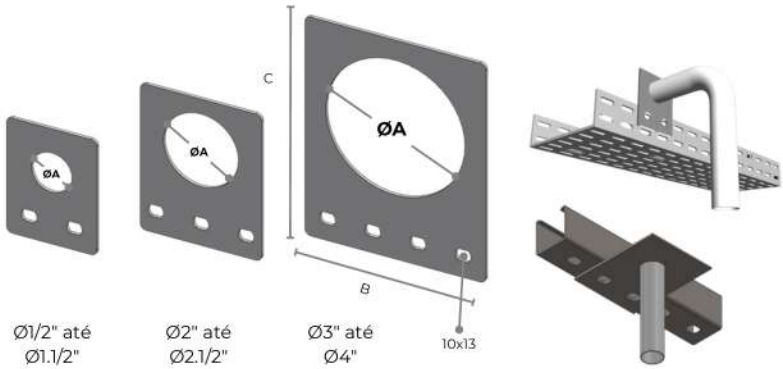

REFERÊNCIA REFERENCE	NOMPOL NOM INCH	ØA (mm)	B (mm)	C (mm)
JSH1/2	1/2"	24	76	100
JSH3/4	3/4"	29	76	100
JSH1	1"	34	76	100
JSH1.1/4	1.1/4"	44	76	114
JSH1.1/2	1.1/2"	50	76	114
JSH2	2"	63	102	127
JSH2.1/2	2.1/2"	75	102	127
JSH3	3"	91	152	190
JSH3.1/2	3.1/2"	104	152	190
JSH4	4	117	152	190

SAÍDA VERTICAL PARA ELETRODUTO
VERTICAL OUTLET FOR ELECTRIC-POWER DUCTS

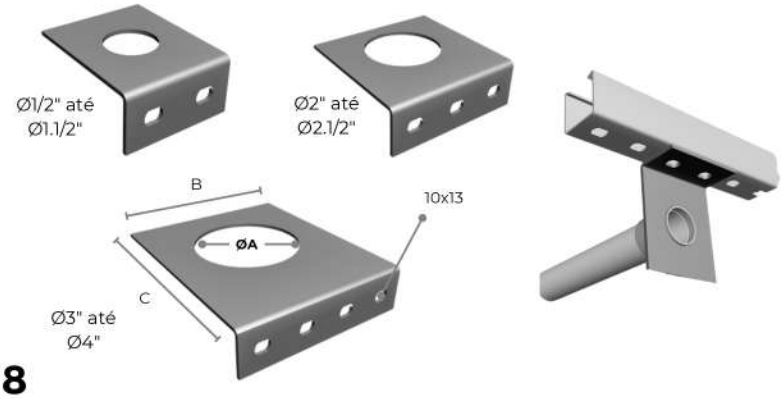

REFERÊNCIA REFERENCE	NOMPOL NOM INCH	ØA (mm)	B (mm)	C (mm)
JSV1/2	1/2"	24	76	62
JSV3/4	3/4"	29	76	62
JSV1	1"	34	76	62
JSV1.1/4	1.1/4"	44	76	76
JSV1.1/2	1.1/2"	50	76	76
JSV2	2"	63	102	89
JSV2.1/2	2.1/2"	75	102	89
JSV3	3"	91	152	152
JSV3.1/2	3.1/2"	104	152	152
JSV4	4	117	152	152

GRAPA
GRAPA

REFERÊNCIA REFERENCE
JGR3/8

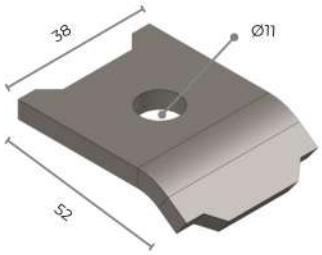

EXEMPLOS DE UTILIZAÇÃO

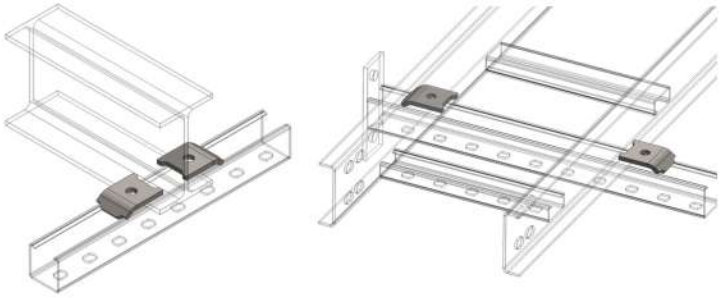

PRESILHA GUIA
GUIDER CATH

REFERÊNCIA REFERENCE	
LEITO MÉDIO	JPG65
LEITO PESADO	JPG91

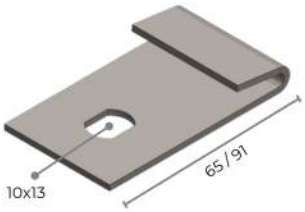

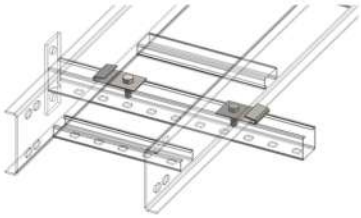

ARRUELA ADAPTADORA
ADAPTER WASHER

REFERÊNCIA REFERENCE	Ø
JAAD1/4	1/4"
JAAD3/8	3/8"
JAAD1/2	1/2"

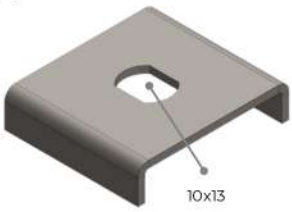

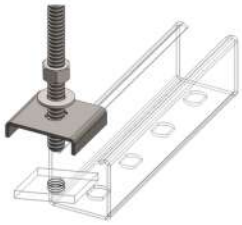

SUSPENSOR PARA CABO Ø 1/8"
SUSPENDER FOR STEEL CABLE Ø 1/8"

REFERÊNCIA REFERENCE
JSCA1/8

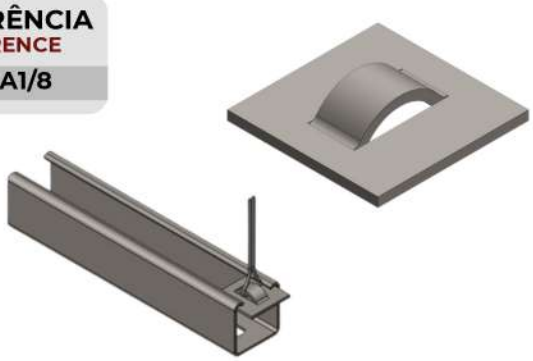

PORCA LOSANGULAR
LOZENGE-SHAPED NUT

REFERÊNCIA REFERENCE	Ø
JPL1/4	1/4"
JPL5/16	5/16"
JPL3/8	3/8"
JPL1/2	1/2"

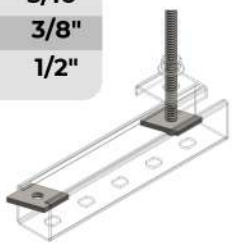

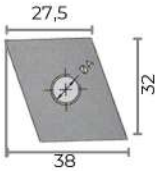

PORCA LOSANGULAR COM PINO
LOZENGE-SHAPED NUT WITH THREADED PIN

REFERÊNCIA REFERENCE	Ø
JPLP1/4	1/4"
JPLP5/16	5/16"
JPLP3/8	3/8"
JPLP1/2	1/2"

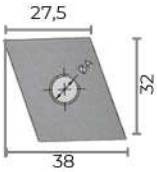

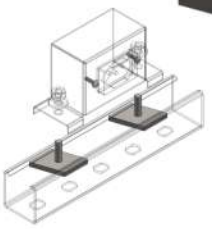

PORCA LOSANGULAR COM MOLA
LOZENGE-SHAPED NUT WITH SPRING

REFERÊNCIA REFERENCE	Ø
JPLM1/4	1/4"
JPLM5/16	5/16"
JPLM3/8	3/8"
JPLM1/2	1/2"

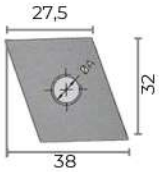

GANCHO CURTO E LONGO P/ PERFILADO
SHORT AND LONG HOOK FOR STRUT CHANNELS

REFERÊNCIA REFERENCE	
CURTO 96	JGCP38
LONGO 164	JGLP38

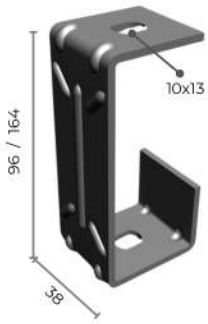

GANCHO CURTO E LONGO P/ LUMINÁRIA
SHORT AND LONG HOOK FOR LIGHTING FIXTURE

REFERÊNCIA REFERENCE	
CURTO 96	JGCL38
LONGO 164	JGLL38

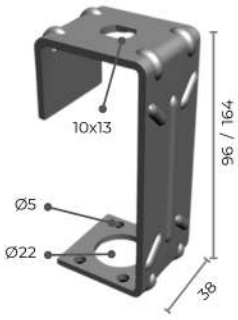

GRAMPO "C" 3/8"
SUSPENDER FOR STEEL CABLE 1/8"

REF: JGC3/8

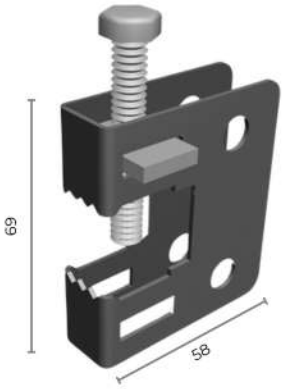

Usos corretos
Correct use

NÃO recomendamos utilizar nessa posição!

We **do not** recommend using this position!

BALANCIM PARA GRAMPO "C" 3/8"
STAPLE ROCKER "C" 3/8"

REF: JBAL3/8

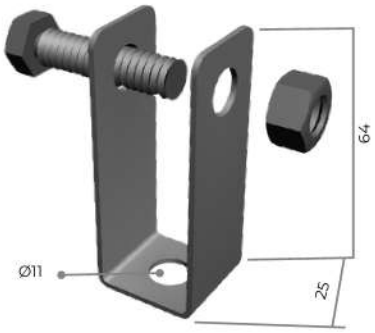

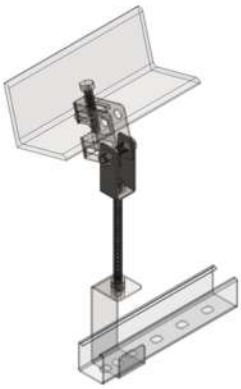

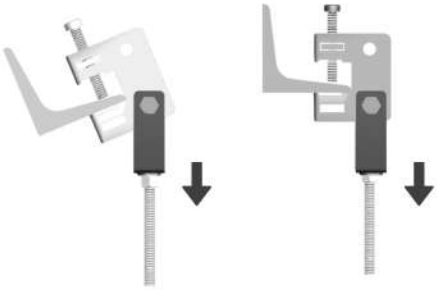

O balancim se mantém sempre na vertical, independente da inclinação do Grampo "C".

The rocker always stays in a vertical position, regardless of the slope of the "C" clip.

PRESILHA PARA GRAMPO "C"
STAPLE FASTENE "C" 3/8

REF: JPGC3/8

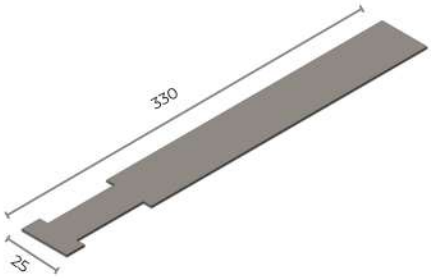



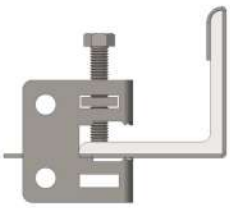

Auxilia na fixação do Grampo "C" principalmente quando utilizado na posição vertical, como na ilustração.

Assists in setting the "C" clip especially when used in a vertical position, as illustrated.

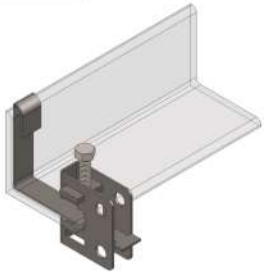

CAIXA DE TOMADA VAZIA
EMPTY SWITCH BOX

REF: JCTV

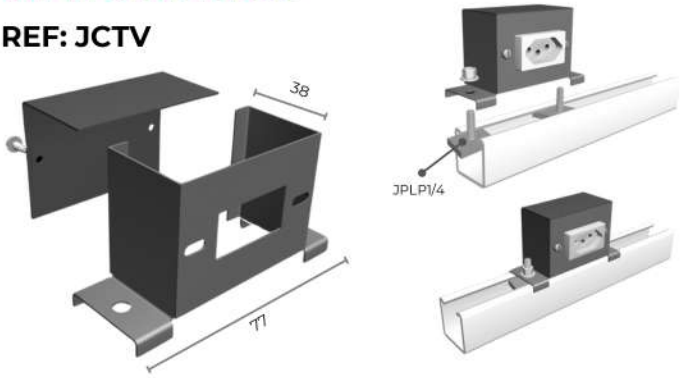

CAIXA DE DERIVAÇÃO "I"
DERIVATION BOX "I"

REF: JCXDI

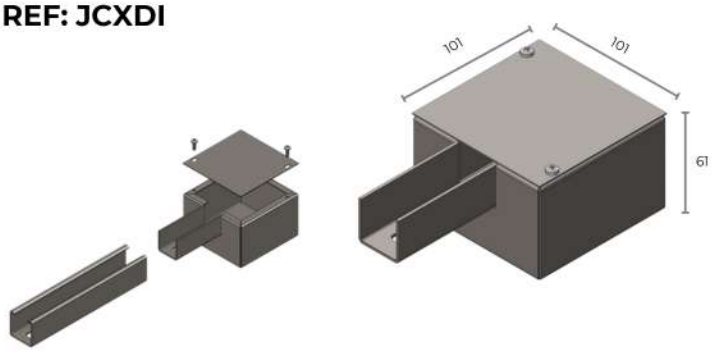

CAIXA DE DERIVAÇÃO "I" COM SAÍDA INFERIOR
DERIVATION BOX "I" WITH LOWER OUTPUT

REF: JCXDISI

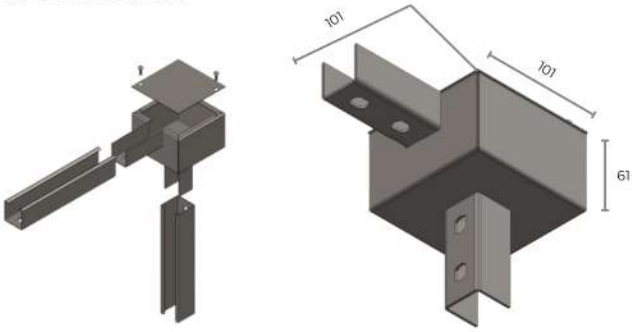

CAIXA DE DERIVAÇÃO "C"
DERIVATION BOX "C"

REF: JCXDC

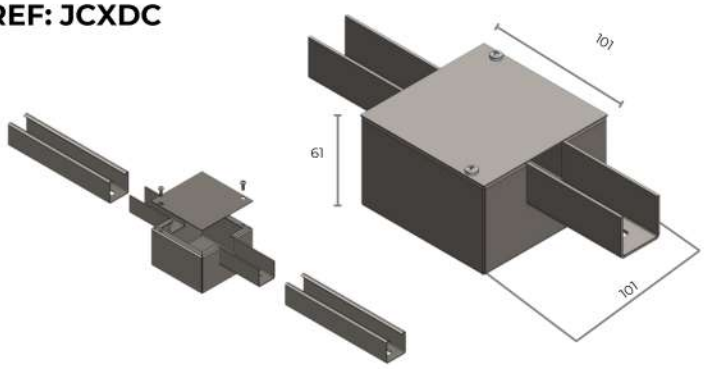

CAIXA DE DERIVAÇÃO "C" COM SAÍDA INFERIOR
DERIVATION BOX "C" WITH LOWER OUTPUT

REF: JCXDCSI

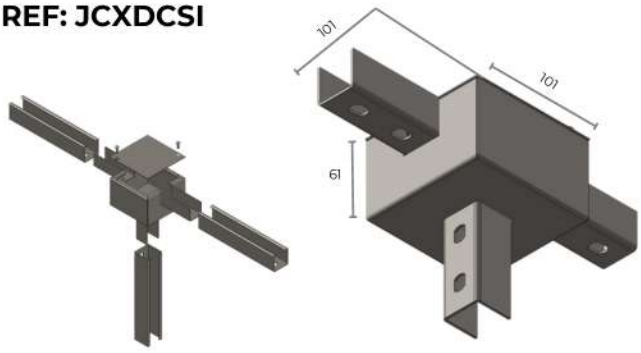

CAIXA DE DERIVAÇÃO "L"
DERIVATION BOX "L"

REF: JCXDL

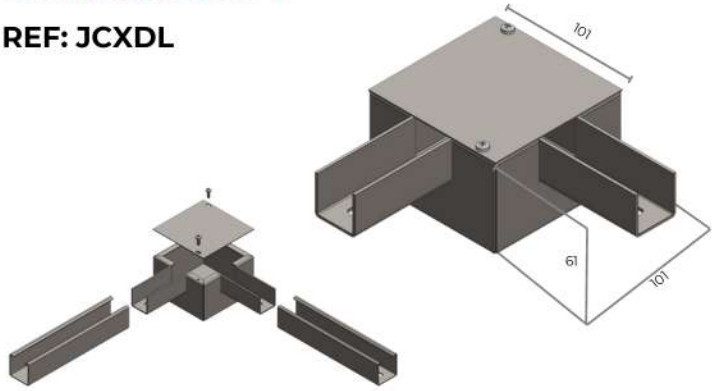

CAIXA DE DERIVAÇÃO "T"
DERIVATION BOX "T"

REF: JCXDT

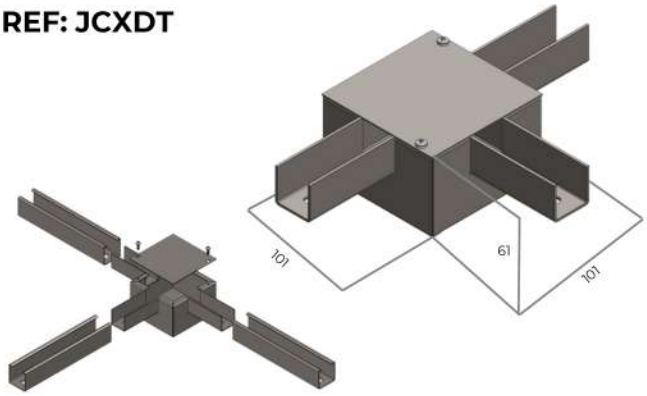

CAIXA DE DERIVAÇÃO "X"
DERIVATION BOX "X"

REF: JCXDX

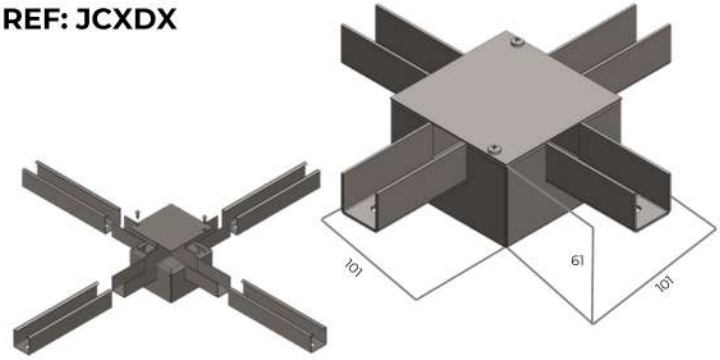

MÃO FRANCESA SIMPLES
PLAIN SINGLE ANGLE BRACE

REFERÊNCIA REFERENCE	L (MM)
JMFS50	50
JMFS100	100
JMFS150	150
JMFS200	200
JMFS250	250
JMFS300	300
JMFS350	350
JMFS400	400
JMFS450	450
JMFS500	500
JMFS550	550
JMFS600	600
JMFS700	700
JMFS800	800
JMFS900	900
JMFS1000	1000

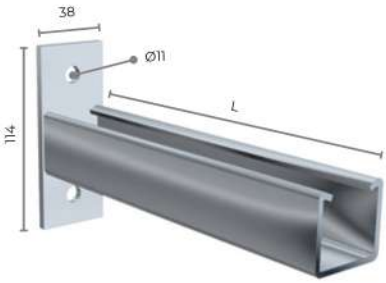

Podemos fornecer sapatas com outras dimensões. Consulte-nos!

We can provide shoes with other dimensions. Contact us!

MÃO FRANCESA DUPLA
PLAIN SINGLE ANGLE BRACE

REFERÊNCIA REFERENCE	L (MM)
JMFS50	50
JMFS100	100
JMFS150	150
JMFS200	200
JMFS250	250
JMFS300	300
JMFS350	350
JMFS400	400
JMFS450	450
JMFS500	500
JMFS550	550
JMFS600	600
JMFS700	700
JMFS800	800
JMFS900	900
JMFS1000	1000
JMFS1100	1100
JMFS1200	1200

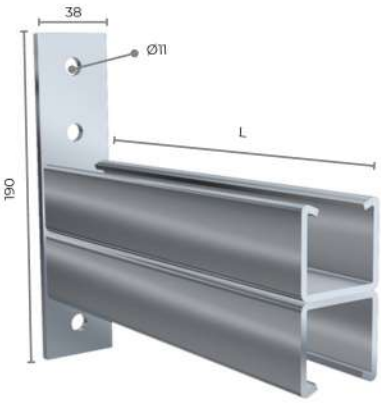

com outras dimensões. Consulte-nos!

We can provide shoes with other dimensions. Contact us!

MÃO FRANCESA REFORÇADA LEVE
LIGHT REINFORCED ANGLE BRACE



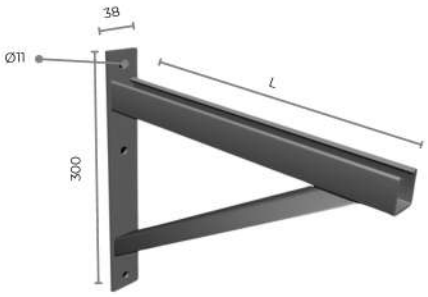

REFERÊNCIA REFERENCE	L (MM)
JMFRL200	200
JMFRL250	250
JMFRL300	300
JMFRL350	350
JMFRL400	400
JMFRL450	450
JMFRL500	500
JMFRL550	550
JMFRL600	600

MÃO FRANCESA REFORÇADA PESADA
HEAVY REINFORCED ANGLE BRACE

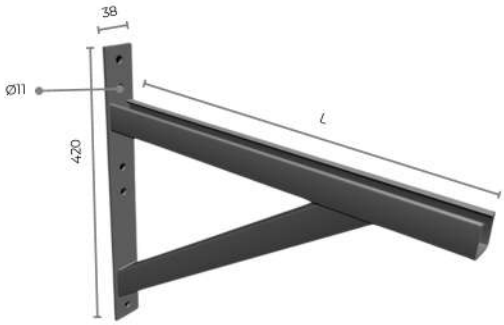

REFERÊNCIA REFERENCE	L (MM)
JMFRP650	650
JMFRP700	700
JMFRP750	750
JMFRP800	800
JMFRP900	900
JMFRP1000	1000
JMFRP1100	1100
JMFRP1200	1200
JMFRP1300	1300
JMFRP1400	1400
JMFRP1500	1500

DESNÍVEL PARA PERFILADO
OVERLAP FOR STRUT CHANNELS

REF: JDPP

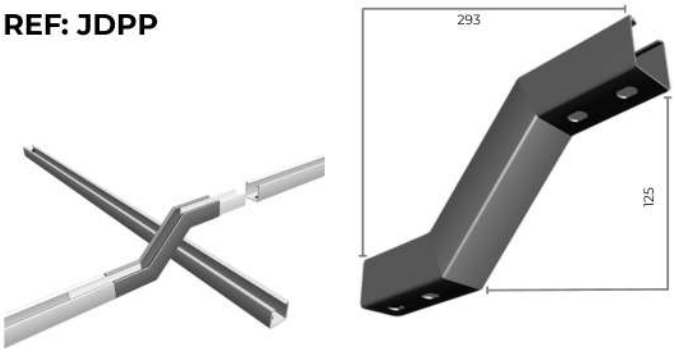

CURVA VERTICAL DE INVERSÃO P/ PERFILADO
VERTICAL INVERSION BEND FOR STRUT CHANNELS

REF: JPP76

CURVA HORIZONTAL P/ PERFILADO
HORIZONTAL BEND FOR STRUT CHANNELS

REF: JCH90PP

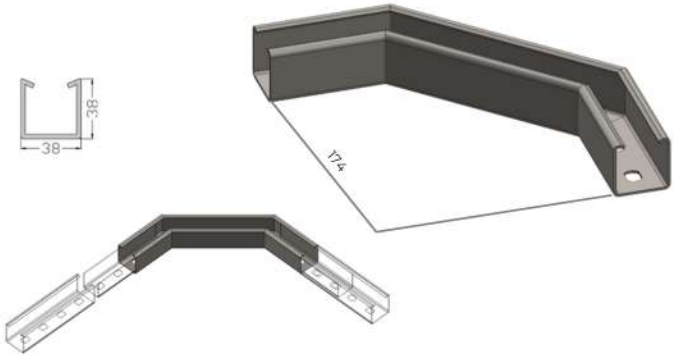

CURVA HORIZONTAL 45° P/ PERFILADO
45° HORIZONTAL BEND FOR STRUT CHANNELS

REF: JCH45PP

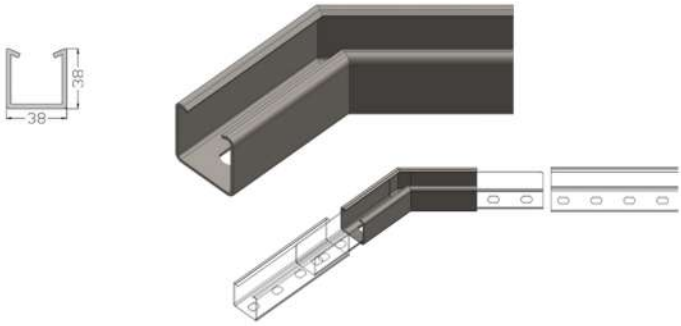

CURVA VERTICAL INTERNA P/ PERFILADO
INTERNAL VERTICAL BEND FOR STRUT CHANNELS

REF: JCVI90PP

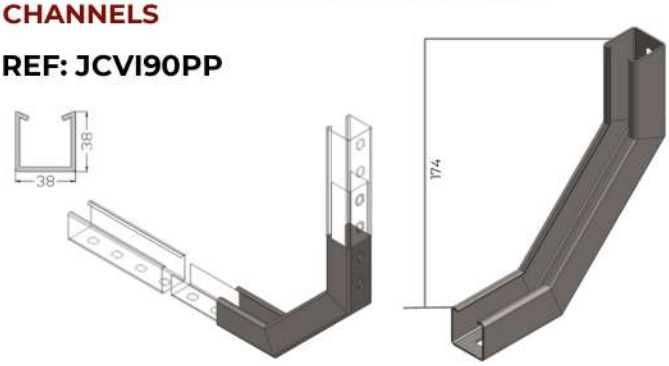

CURVA VERTICAL INTERNA 45° P/ PERFILADO
45° INTERNAL VERTICAL BEND FOR STRUT CHANNELS

REF: JCVI45PP

CURVA VERTICAL EXTERNA P/ PERFILADO
EXTERNAL VERTICAL BEND FOR STRUT CHANNELS

REF: JCVE90PP

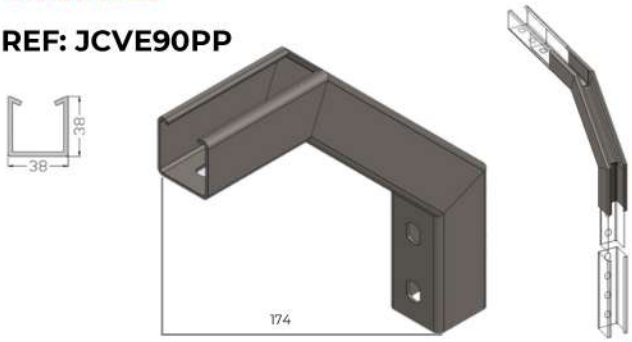

CURVA VERTICAL EXTERNA 45° P/ PERFILADO
45° EXTERNAL VERTICAL BEND FOR STRUT CHANNELS

REF: JCVE45PP

BARRA DE ANCORAGEM
ANCHORAGE BAR

REFERÊNCIA REFERENCE	
5/8"X 1000	JBA5/8
5/8"X 3000	JBA5/8X3



PORCA DE ANCORAGEM
ANCHORAGE NUT

REFERÊNCIA REFERENCE
JPA5/8

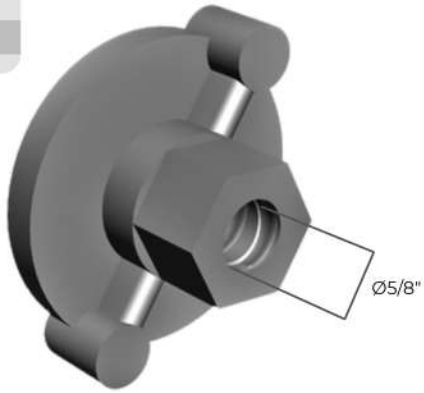

ARRUELA QUADRADA DE ANCORAGEM
SQUARE ANCHORAGE WASHER

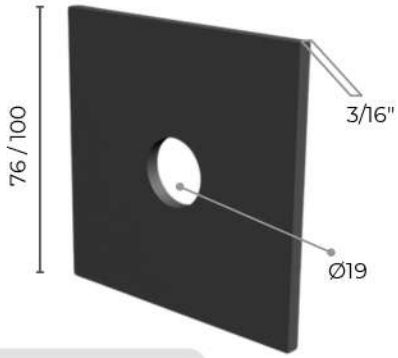

REFERÊNCIA REFERENCE	
3/16"X3"X3" (76X76)	JAQA3
3/16"X4"X4" (100X100)	JAQA4

TIPOS DE MONTAGEM
TYPES OF ASSEMBLY

CONJUNTO DE ANCORAGEM COM DUPLO APERTO.
ANCHORAGE ASSEMBLY WITH DOUBLE TIGHTENING

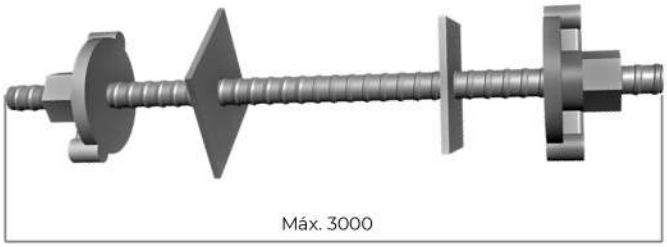

CONJUNTO DE ANCORAGEM COM BASE SOLDADA
ANCHORAGE SET WITH WELDED BASE PLATE



BARRA ROSCADA TOTAL
FULLY-THREADED BAR

REFERÊNCIA REFERENCE	Ø (POL)
JBR1/4X3G	1/4"
JBR5/16X3G	5/16"
JBR3/8X3G	3/8"
JBR1/2X3G	1/2"
JBR5/8X3G	5/8"
JBR3/4X3G	3/4"

Acabamento Galvanizado G.E.
Electrolytic Galvanization

CLIPS E CABO DE AÇO
CLIPS AND STEEL CABLE

REFERÊNCIA REFERENCE	
Clips	JCP
Cabo Aço	JCA

BARRA ROSCADA DE 1 METRO
1 METER THREADED BAR



Acabamento Galvanizado G.E.
Electrolytic Galvanization

REFERÊNCIA REFERENCE	Ø (POL)
JBR5/32	5/32"
JBR3/16	3/16"
JBR1/4	1/4"
JBR5/16	5/16
JBR3/8	3/8"
JBR7/16	7/16"
JBR1/2	1/2"
JBR9/16	9/16"
JBR5/8	5/8"
JBR3/4	3/4"
JBR7/8	7/8"
JBR1	1"
JBR1.1/8	1.1/8"
JBR1.1/4	1.1/4"
JBR1.3/8	1.3/8"
JBR1.1/2	1.1/2"
JBR1.3/4	1.3/4"
JBR2	2"

REFERÊNCIA REFERENCE	Ø (mm)
JBRM4	M4
JBRM5	M5
JBRM6	M6
JBRM7	M7
JBRM8	M8
JBRM10	M10
JBRM12	M12
JBRM14	M14
JBRM16	M16
JBRM18	M18
JBRM20	M20
JBRM22	M22
JBRM24	M24
JBRM27	M27
JBRM30	M30
JBRM33	M33
JBRM36	M36
JBRM42	M42
JBRM48	M48

PROLONGADOR PARA SUSPENSÃO
SHORT AND LONG SUSPENSION LENGTHENER



	REFERÊNCIA REFERENCE	ØA (POL)	B (MM)
CURTO SHORT	JPR3/16 C	3/16"	x25
	JPR1/4 C	1/4"	x25
	JPR5/16 C	5/16"	x25
	JPR3/8 C	3/8"	x25
	JPR5/8 C	5/8"	x50
	JPR3/4 C	3/4"	x50
	JPR1 C	1"	x60
	JPR1/2UX50	1/2"unc	x50
	JPR1/2UX70	1/2"unc	x70
LONGO LONG	JPR1/2WX50	1/2"ww	x50
	JPR1/2WX70	1/2"ww	x70
	JPR3/16 L	3/16"	x50
	JPR1/4 L	1/4"	x50
	JPR5/16 L	5/16"	x50
	JPR3/8 L	3/8"	x50
	JPR5/8 L	5/8"	x80
	JPR3/4 L	3/4"	x90
	JPR1 L	1"	x100

ESTICADOR GANCHO-OLHAL
HOOK-SOCKET STRAIN

REFERÊNCIA REFERENCE	ØA (mm)	CARGA (B) (KG)
JEGO3/8	3/8"	405
JEGO1/2	1/2"	675
JEGO5/8	5/8"	1125
JEGO3/4	3/4"	1650
JEGO7/8	7/8"	2250
JEGO1	1"	3000

CARGA (B)
CHARGE (B)

ESTICADOR GANCHO-GANCHO
HOOK-HOOK STRAIN

REFERÊNCIA REFERENCE	ØA (mm)	CARGA (B) (KG)
JEGG3/8	3/8"	405
JEGG1/2	1/2"	675
JEGG5/8	5/8"	1125
JEGG3/4	3/4"	1650
JEGG7/8	7/8"	2250
JEGG1	1"	3000

CARGA (B)
CHARGE (B)

HASTE TELHA
TILE ROD

REFERÊNCIA REFERENCE	L (MM)
JHT1/4X150	150
JHT1/4X200	200
JHT1/4X250	250
JHT1/4X300	300
JHT1/4X350	350
JHT1/4X400	400
JHT1/4X450	450
JHT1/4X500	500
JHT1/4X550	550
JHT1/4X600	600

SUPORTE P/ TELHA PRÉ-MOLDADA
SUPPORT FOR PRE-MOLDED TILES

REFERÊNCIA REFERENCE
JSTPM

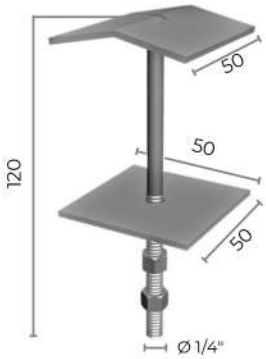

CONJUNTO DE VEDAÇÃO
CAULKING SET

REFERÊNCIA REFERENCE	Ø
JCV1/4	1/4"
JCV5/16	5/16"

PARAFUSO OLHAL
SOCKET-SCREW

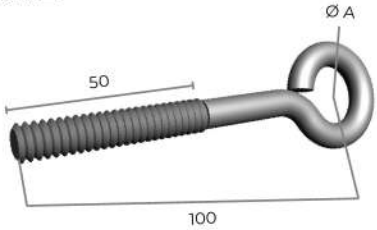

REFERÊNCIA REFERENCE	Ø (POL)	ØA (MM)
JPO1/4	1/4"	13
JPO5/16	5/16"	13
JPO3/8	3/8"	18
JPO1/2	1/2"	21

ROLO DE FITA PERFURADA
PERFORATED-TAPE ROLL

A = 17 / 19 / 25

REFERÊNCIA REFERENCE	ROLO ROLL
JROLO17X30	17mm X 30mt
JROLO17X42	17mm X 42mt
JROLO19X30	19mm X 30mt
JROLO25X30	25mm X 30mt

CONECTOR DE PRESSÃO P/ CABO DE AÇO
PRESSURE CONNECTOR FOR STEEL CABLES



REFERÊNCIA REFERENCE	Ø
JCCA1/8	1/8"
JCCA3/16	3/16"
JCCA1/4	1/4"



PARAFUSO CABEÇA LENTILHA AUTO-TRAVANTE
SELF-LOCKING RIVET-HEAD SCREW

REFERÊNCIA REFERENCE	ØA x C (POL)
JPAT 1/4X5/8	1/4"x5/8"
JPAT 1/4X3/4	1/4x3/4"
JPAT 5/16X3/4	5/16x3/4"
JPAT 3/8X3/4	3/8x3/4"

PARAFUSO CABEÇA LENTILHA
RIVET-HEAD SCREW

REFERÊNCIA REFERENCE	ØA x C (POL)
JPCL 1/4X5/8	1/4"x5/8"
JPCL 1/4X3/4	1/4x3/4"
JPCL 5/16X3/4	5/16x3/4"
JPCL 3/8X3/4	3/8x3/4"

PARAFUSO CABEÇA SEXTAVADA
HEXAGONAL-HEAD SCREW

REFERÊNCIA REFERENCE	ØA x C (POL)
JPCS3/8X3/4	3/8" x 3/4"
JPCS3/8X11/4	3/8" x 1.1/4"
JPCS1/2X11/2	1/2" x 1.1/2"
JPCS1/2X2	1/2" x 2"

PARAFUSO CABEÇA SEXTAVADA ROSCA SOBERBA
HEXAGONAL-HEAD SCREW SUPERB THREAD

REFERÊNCIA REFERENCE	ØA x C (POL)	P/ BUCHA (FOR PLUG)
JPCSRS10	1/4" x 60	S-10
JPCSRS12	5/16" x 80	S-12

PARAFUSO CABEÇA PANELA ATARRACHANTE
PAN HEAD SELF DRILLING SCREW

REFERÊNCIA REFERENCE	ØA x C (POL)	P/ BUCHA (FOR PLUG)
JPCP06	4,2 x 32	S-6
JPCP08	4,8 x 45	S-8
JPCP10	6,3 x 50	S-10

BUCHA DE NYLON
NYLON PLUG

REFERÊNCIA REFERENCE	BUCHA (PLUG)
JBS06	S6
JBS08	S8
JBS10	S10
JBS12	S12

PORCA SEXTAVADA
HEXAGON NUT

REFERÊNCIA REFERENCE	ØA (POL)
JPS1/4	1/4"
JPS5/16	5/16"
JPS3/8	3/8"
JPS1/2	1/2"

ARRUELA LISA
PLAIN WASHER

REFERÊNCIA REFERENCE	ØA (POL)
JAL1/4	1/4"
JAL5/16	5/16"
JAL3/8	3/8"
JAL1/2	1/2"

ARRUELA DE PRESSÃO
PRESSURE WASHER

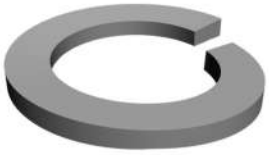

REFERÊNCIA REFERENCE	ØA (POL)
JAP1/4	1/4"
JAP5/16	5/16"
JAP3/8	3/8"
JAP1/2	1/2"

BATEDOR COM ROSCA OU PINO
BEATER WITH THREADING OR PIN

REFERÊNCIA REFERENCE	ØA x C (POL)
JBATRP	1/4"
JBATRP	5/16"
JBATRP	3/8"
JBATRP	1/2"
JBATRP	5/8"
JBATRP	3/4"

CHUMBADOR DE EXPANSÃO COM PARAFUSO
THREADED-EXPANSION ANCHOR BOLT

REFERÊNCIA REFERENCE	NOM (POL) NOM (INCH)	COMP (mm) LENGTH (mm)		COMP (mm) LENGTH (mm)
JPCBPA	1/4"	S/ PROLONGADOR without extension	2"	C/ PROLONGADOR with extension 3"
JPCBPA	5/16"		2.1/4"	3.1/4"
JPCBPA	3/8"		2.1/2"	3.1/2"
JPCBPA	1/2"		3"	4"
JPCBPA	5/8"		3.1/2"	5"

CHUMBADOR DE EXPANSÃO COM PRISIONEIRO
STUD EXPANSION ANCHOR BOLT

REFERÊNCIA REFERENCE	NOM (POL) NOM (INCH)	COMP (mm) LENGTH (mm)		COMP (mm) LENGTH (mm)
JPCBPO	1/4"	S/ PROLONGADOR without extension	65	C/ PROLONGADOR with extension 90
JPCBPO	5/16"		75	100
JPCBPO	3/8"		80	110
JPCBPO	1/2"		95	135
JPCBPO	5/8"		115	165

CHUMBADOR ROSCA INTERNA
INTERNAL-THREAD ANCHOR BOLT

REFERÊNCIA REFERENCE	NOM (POL) (NOM INCH)
JCRI	1/4"
JCRI	5/16"
JCRI	3/8"
JCRI	1/2"

CHUMBADOR ROSCA INTERNA A.P. (AUTO PERFURANTE)
SELF PERFORATING INTERNAL-THREAD ANCHOR BOLT

REFERÊNCIA REFERENCE	NOM (POL) (NOM INCH)
JCRIAP	1/4"
JCRIAP	5/16"
JCRIAP	3/8"
JCRIAP	1/2"

CHUMBADOR ROSCA INTERNA CONE PARA FRENTE
INTERNAL-THREAD, FORWARD-CONE ANCHOR BOLT

REFERÊNCIA REFERENCE	NOM (POL) (NOM INCH)
JCRICF	1/4"
JCRICF	5/16"
JCRICF	3/8"
JCRICF	1/2"
JCRICF	5/8"
JCRICF	3/4"

JAQUETA E CONE
JACKET AND CONE

REFERÊNCIA REFERENCE	NOM (POL) (NOM INCH)
JJC	1/4"
JJC	5/16"
JJC	3/8"
JJC	1/2"
JJC	5/8"

CHUMBADOR ROSCA EXTERNA A.P. (AUTO PERFURANTE)
SELF PERFORATING EXTERNAL-THREAD ANCHOR BOLT

REFERÊNCIA REFERENCE	NOM (POL) (NOM INCH)
JCREAP	1/4"
JCREAP	5/16"
JCREAP	3/8"
JCREAP	1/2"

CHUMBADOR ROSCA EXTERNA P.B.
TEC EXTERNAL-THREAD ANCHOR BOLT

REFERÊNCIA REFERENCE	NOM (POL) (NOM INCH)
JCREPB	1/4"
JCREPB	5/16"
JCREPB	3/8"
JCREPB	1/2"

ELETROCALHAS CABLE TRAYS

Apresentamos o sistema de ELETROCALHAS como uma variante para a condução de fios e cabos. Material com total diversificação, tanto dimensional, quanto funcional, as eletrocalhas podem ser lisas (sem perfuração) ou com ventilação total (perfuradas totais). Opcionalmente, podem ser fornecidas com tampa de encaixe, de pressão ou de encaixe aparafusada. As derivações e curvas, fabricadas de acordo com o padrão da eletrocalha solicitada, permitem com facilidade a execução de todos os desvios necessários na montagem.

Fabricadas em aço carbono (acabamentos: Pré-zincado, Galvanizado eletrolítico, Galvanizado à fogo e Pintura eletrostática), podendo ser fabricadas também em aço Inox ou Alumínio.

Made of carbon steel (in the following finishes: Pre-galvanized, electrolytic galvanized, hot dip galvanized and electrostatic painting) and can also be manufactured in Stainless steel or aluminum.

We now present the CABLE TRAY system as an alternative to electrical conduits. A totally different material, both regarding dimension and function, cable trays can be plain (with no perforations) or totally ventilated (perforated). Optionally, they can be furnished with a fitted, pressurized or screwed-on cover. Variants and bends are manufactured according to the cable tray standard requested, which greatly streamlines the installation job.

ELETROCALHA PERFURADAS
CABLE TRAY WITH PERFURATIO



Tipo "U" Simples
Model Simple "U"
REF: JEPU



Tipo "C"
Model "C"
REF: JEPC

ELETROCALHAS LISAS
PLAIN CABLE TRAY



Tipo "U" Simples
Model Simple "U"
REF: JELU

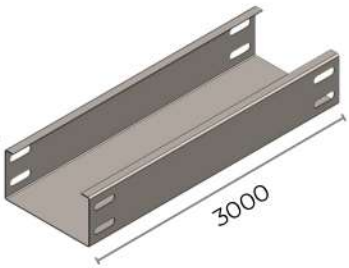

Tipo "C"
Model "C"
REF: JELC

ELETROCALHA ESTRUTURADA
STRUCTURED CABLE TRAY

A eletrocalha estruturada é fabricada com chapas metálicas mais finas, que recebem reforços mecânicos — como nervuras e virolas — garantindo resistência equivalente à de chapas mais espessas. Essa tecnologia permite uma significativa redução de peso e custo, sem comprometer a capacidade de sustentação dos cabos.

Trata-se de uma solução eficiente, leve e econômica, ideal para instalações elétricas que exigem desempenho, durabilidade e otimização de recursos. Seu design inteligente alia robustez estrutural com praticidade na montagem e manutenção.





As virolas ajudam a reforçar a chapa

The flanges help reinforce the metal sheet

The structured cable tray is manufactured from thinner metal sheets that are reinforced with mechanical elements — such as ribs and flanges — ensuring strength equivalent to that of thicker sheets. This technology enables significant weight and cost reduction without compromising cable load-bearing capacity.

It is an efficient, lightweight, and cost-effective solution, ideal for electrical installations that demand performance, durability, and resource optimization. Its intelligent design combines structural robustness with ease of assembly and maintenance.

TABELA DE CARGAS CHARGE CHART

Carga para Eletrocalha Tipo "C"															
Espessura	#20			#19			#18			#16			#14		
Largura x Altura	1,5m	2m	2,5m	1,5m	2m	2,5m	1,5m	2m	2,5m	1,5m	2m	2,5m	1,5m	2m	2,5m
50 x 50	25 kgf	18 kgf	8 kgf	50 kgf	35 kgf	20 kgf	130 kgf	72 kgf	45 kgf	135 kgf	120 kgf	96 kgf	164 kgf	140 kgf	120 kgf
75 x 50	25 kgf	18 kgf	9 kgf	50 kgf	35 kgf	20 kgf	128 kgf	71 kgf	45 kgf	134 kgf	118 kgf	92 kgf	160 kgf	135 kgf	115 kgf
100 x 50	25 kgf	18 kgf	10 kgf	48 kgf	32 kgf	19 kgf	125 kgf	70 kgf	44 kgf	132 kgf	114 kgf	88 kgf	155 kgf	130 kgf	110 kgf
150 x 50	24 kgf	17 kgf	09 kgf	46 kgf	31 kgf	19 kgf	120 kgf	69 kgf	44 kgf	132 kgf	108 kgf	84 kgf	155 kgf	130 kgf	110 kgf
200 x 50	24 kgf	17 kgf	09 kgf	42 kgf	30 kgf	18 kgf	115 kgf	68 kgf	43 kgf	130 kgf	104 kgf	82 kgf	150 kgf	125 kgf	105 kgf
250 x 50	23 kgf	16 kgf	08 kgf	40 kgf	25 kgf	17 kgf	115 kgf	67 kgf	42 kgf	130 kgf	100 kgf	80 kgf	150 kgf	125 kgf	100 kgf
300 x 50	22 kgf	16 kgf	08 kgf	38 kgf	23 kgf	16 kgf	105 kgf	66 kgf	42 kgf	125 kgf	100 kgf	80 kgf	150 kgf	120 kgf	100 kgf
400 x 50				36 kgf	22 kgf	15 kgf	100 kgf	62 kgf	40 kgf	115 kgf	95 kgf	75 kgf	140 kgf	110 kgf	95 kgf
500 x 50				35 kgf	20 kgf	15 kgf	95 kgf	60 kgf	39 kgf	110 kgf	90 kgf	70 kgf	130 kgf	105 kgf	80 kgf
600 x 50							90 kgf	60 kgf	38 kgf	110 kgf	85 kgf	65 kgf	120 kgf	100 kgf	75 kgf
700 x 50										105 kgf	80 kgf	60 kgf	115 kgf	95 kgf	70 kgf
800 x 50										100 kgf	80 kgf	60 kgf	110 kgf	90 kgf	70 kgf
100 x 100	22 kgf	16 kgf	09 kgf	40 kgf	27 kgf	27 kgf	95 kgf	60 kgf	40 kgf	150 kgf	120 kgf	90 kgf	165 kgf	130 kgf	110 kgf
150 x 100	21 kgf	15 kgf	08 kgf	39 kgf	26 kgf	26 kgf	93 kgf	59 kgf	38 kgf	145 kgf	115 kgf	85 kgf	160 kgf	125 kgf	105 kgf
200 x 100	21 kgf	15 kgf	08 kgf	35 kgf	25 kgf	25 kgf	89 kgf	58 kgf	38 kgf	140 kgf	110 kgf	80 kgf	155 kgf	120 kgf	100 kgf
250 x 100	20 kgf	14 kgf	07 kgf	34 kgf	21 kgf	21 kgf	86 kgf	56 kgf	37 kgf	135 kgf	110 kgf	80 kgf	150 kgf	120 kgf	100 kgf
300 x 100	19 kgf	14 kgf	07 kgf	32 kgf	19 kgf	19 kgf	84 kgf	54 kgf	36 kgf	130 kgf	105 kgf	75 kgf	140 kgf	110 kgf	95 kgf
400 x 100				30 kgf	18 kgf	18 kgf	80 kgf	50 kgf	34 kgf	120 kgf	100 kgf	70 kgf	130 kgf	100 kgf	85 kgf
500 x 100							75 kgf	45 kgf	33 kgf	110 kgf	90 kgf	65 kgf	120 kgf	100 kgf	80 kgf
600 x 100							70 kgf	40 kgf	32 kgf	100 kgf	80 kgf	60 kgf	115 kgf	95 kgf	75 kgf
700 x 100										95 kgf	75 kgf	55 kgf	110 kgf	90 kgf	70 kgf
800 x 100										90 kgf	70 kgf	50 kgf	110 kgf	90 kgf	70 kgf

Tabela de carga distribuída de acordo com a distância entre apoios e espessuras de chapa
Distributed load table according to the distance between supports and sheet thickness

Carga para Eletrocalha Tipo "U"															
Espessura	#20			#19			#18			#16			#14		
Largura x Altura	1,5m	2m	2,5m	1,5m	2m	2,5m	1,5m	2m	2,5m	1,5m	2m	2,5m	1,5m	2m	2,5m
50 x 50	19 kgf	13 kgf	08 kgf	38 kgf	26 kgf	15 kgf	98 kgf	54 kgf	34 kgf	110 kgf	85 kgf	68 kgf	130 kgf	105 kgf	85 kgf
75 x 50	19 kgf	13 kgf	08 kgf	38 kgf	26 kgf	15 kgf	96 kgf	53 kgf	34 kgf	105 kgf	80 kgf	66 kgf	125 kgf	100 kgf	82 kgf
100 x 50	19 kgf	13 kgf	08 kgf	36 kgf	24 kgf	14 kgf	94 kgf	52 kgf	33 kgf	105 kgf	78 kgf	64 kgf	120 kgf	100 kgf	80 kgf
150 x 50	18 kgf	12 kgf	07 kgf	34 kgf	23 kgf	14 kgf	90 kgf	51 kgf	33 kgf	100 kgf	78 kgf	62 kgf	120 kgf	98 kgf	78 kgf
200 x 50	18 kgf	12 kgf	07 kgf	31 kgf	22 kgf	13 kgf	86 kgf	50 kgf	32 kgf	100 kgf	75 kgf	62 kgf	115 kgf	95 kgf	76 kgf
250 x 50	17 kgf	11 kgf	06 kgf	30 kgf	18 kgf	12 kgf	86 kgf	50 kgf	31 kgf	98 kgf	75 kgf	60 kgf	112 kgf	92 kgf	75 kgf
300 x 50	16 kgf	11 kgf	06 kgf	28 kgf	17 kgf	12 kgf	78 kgf	49 kgf	31 kgf	94 kgf	75 kgf	60 kgf	112 kgf	90 kgf	74 kgf
400 x 50				27 kgf	16 kgf	11 kgf	75 kgf	46 kgf	30 kgf	86 kgf	71 kgf	56 kgf	105 kgf	82 kgf	71 kgf
500 x 50				26 kgf	15 kgf	11 kgf	71 kgf	45 kgf	29 kgf	82 kgf	67 kgf	52 kgf	98 kgf	78 kgf	67 kgf
600 x 50							68 kgf	45 kgf	28 kgf	82 kgf	63 kgf	48 kgf	90 kgf	75 kgf	56 kgf
700 x 50										78 kgf	60 kgf	45 kgf	86 kgf	71 kgf	52 kgf
800 x 50										75 kgf	60 kgf	45 kgf	82 kgf	67 kgf	52 kgf
100 x 100	17 kgf	12 kgf	07 kgf	30 kgf	20 kgf	12 kgf	71 kgf	45 kgf	30 kgf	110 kgf	90 kgf	68 kgf	120 kgf	100 kgf	80 kgf
150 x 100	16 kgf	11 kgf	06 kgf	29 kgf	19 kgf	12 kgf	69 kgf	44 kgf	28 kgf	105 kgf	85 kgf	64 kgf	118 kgf	95 kgf	78 kgf
200 x 100	16 kgf	11 kgf	06 kgf	26 kgf	18 kgf	11 kgf	66 kgf	43 kgf	28 kgf	102 kgf	82 kgf	62 kgf	115 kgf	92 kgf	76 kgf
250 x 100	15 kgf	10 kgf	05 kgf	25 kgf	16 kgf	10 kgf	64 kgf	41 kgf	26 kgf	101 kgf	82 kgf	60 kgf	112 kgf	90 kgf	75 kgf
300 x 100	14 kgf	10 kgf	05 kgf	24 kgf	14 kgf	09 kgf	62 kgf	40 kgf	26 kgf	97 kgf	78 kgf	56 kgf	105 kgf	85 kgf	67 kgf
400 x 100				22 kgf	13 kgf	09 kgf	60 kgf	37 kgf	25 kgf	90 kgf	75 kgf	52 kgf	98 kgf	75 kgf	63 kgf
500 x 100							56 kgf	33 kgf	24 kgf	82 kgf	67 kgf	48 kgf	90 kgf	75 kgf	60 kgf
600 x 100							52 kgf	30 kgf	24 kgf	75 kgf	60 kgf	45 kgf	86 kgf	71 kgf	56 kgf
700 x 100										71 kgf	56 kgf	41 kgf	82 kgf	67 kgf	52 kgf
800 x 100										67 kgf	52 kgf	37 kgf	82 kgf	67 kgf	52 kgf

Tabela de carga distribuída de acordo com a distância entre apoios e espessuras de chapa
Distributed load table according to the distance between supports and sheet thickness

TAMPA DE ENCAIXE P/ ELETROCALHA
MORTISE COVER FOR CABLE TRAYS

REF: JTEE

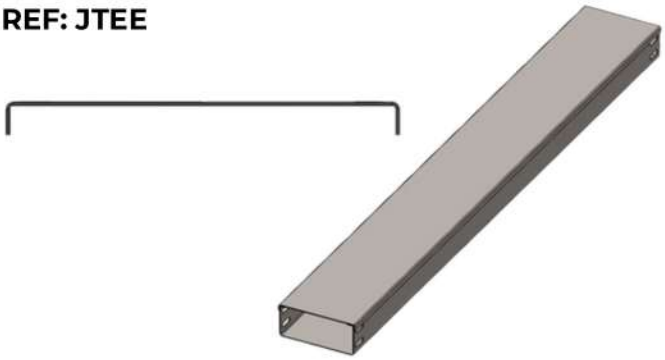

TAMPA APARAFUSADA PARA ELETROCALHA
SCREWED COVER FOR CABLE TRAYS

REF: JTAE

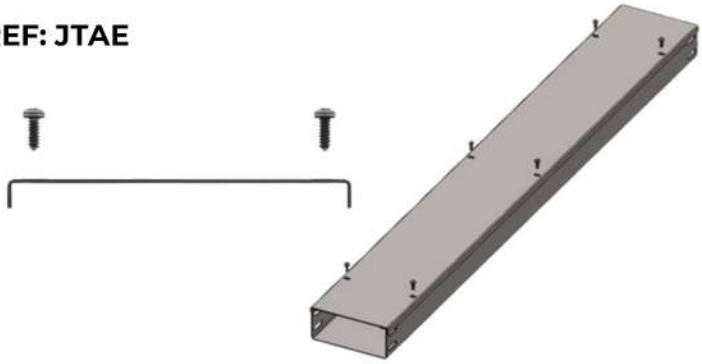

TAMPA DE PRESSÃO PARA ELETROCALHA
PRESSURE COVER FOR CABLE TRAYS

REF: JTPE

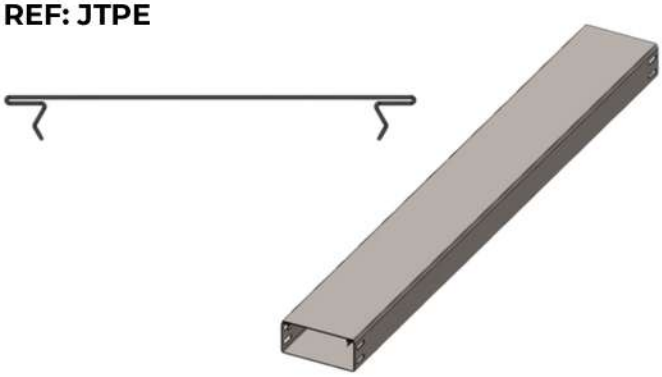

SEPTO DIVISOR PARA ELETROCALHA PERFURADA
SEPTUM SPLITTER FOR CABLE TRAYS WITH PERFERATION

REF: JSPTPE



SEPTO DIVISOR PARA ELETROCALHA LISA
SEPTUM SPLITTER FOR PLAIN CABLE TRAYS

REF: JSPTLE

Parafuso recomendado 1/4"x5/8" cab. lentilha auto travante c/ Porca sextavada e Arruela lisa.
Recomended screw 1/4"x5/8" lentil head with hex nut and flats washers.

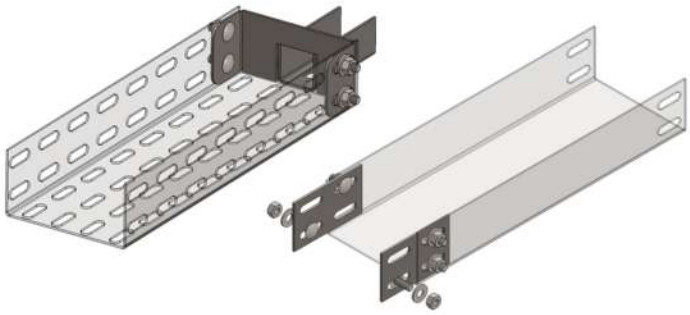

TALA RETA
STRAIGHT FISHPLATE

REFERÊNCIA REFERENCE	
CURTA SHORT	JTRE
LONGA LONG	JTRDE

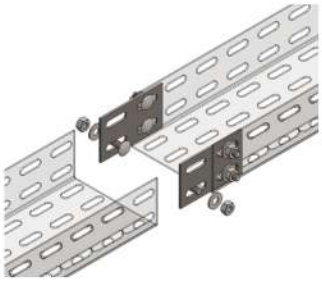



As talas são usadas apenas para união de eletrocalhas com eletrocalhas.
The fishplates are used only to unite cable trays with cable trays.

TALA "L"
"L" FISHPLATE

REFERÊNCIA REFERENCE	
CURTA SHORT	JTRLE
LONGA LONG	JTRDLE

EMENDA INTERNA
INTERNAL JOINT

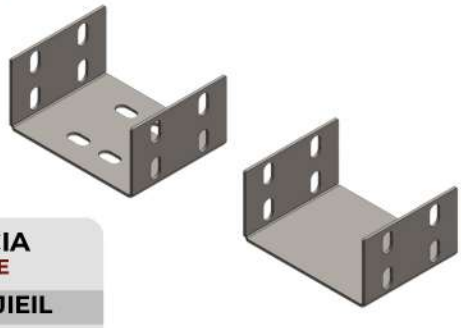

REFERÊNCIA REFERENCE	
LISA PLAIN	JIEIL
PERFURADA PERFORATED	JEIEP

REDUÇÃO DE ABAS
REDUCTION OF TABS

REF: JEIEL

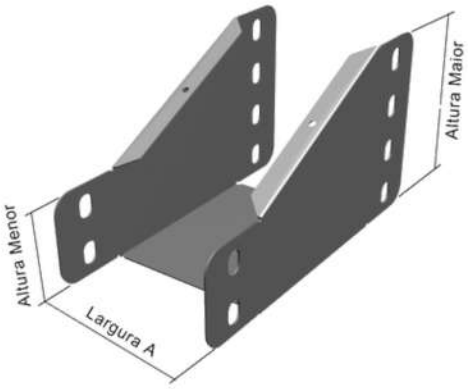

GOTEJADOR
DROPPER

REF: JGJE



JUNÇÃO REDUTORA
JUNCTION REDUCTIVE

REF: JJRE

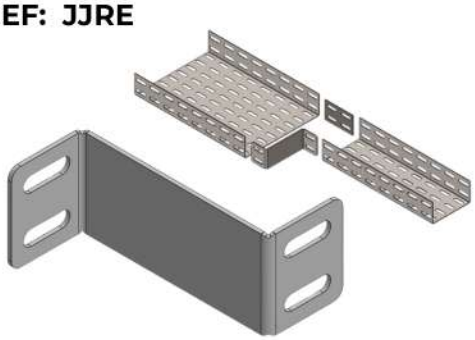

REFERÊNCIA (REF) JJRE — **LARGURA MENOR SMALLEST WIDTH** / **LARGURA MAIOR LARGEST WIDTH**

	50	75	100	125	150	200	250	300	400	500	600	700
50	-	-	-	-	-	-	-	-	-	-	-	-
75	X=25	-	-	-	-	-	-	-	-	-	-	-
100	X=50	X=25	-	-	-	-	-	-	-	-	-	-
125	X=75	X=50	X=25	-	-	-	-	-	-	-	-	-
150	X=100	X=75	X=50	X=25	-	-	-	-	-	-	-	-
200	X=150	X=125	X=100	X=75	X=50	-	-	-	-	-	-	-
250	X=200	X=175	X=150	X=125	X=100	X=50	-	-	-	-	-	-
300	X=250	X=225	X=200	X=175	X=150	X=100	X=50	-	-	-	-	-
400	X=350	X=325	X=300	X=275	X=250	X=200	X=150	X=100	-	-	-	-
500	X=450	X=425	X=400	X=375	X=350	X=300	X=250	X=200	X=100	-	-	-
600	X=550	X=525	X=500	X=475	X=450	X=400	X=350	X=300	X=200	X=100	-	-
700	X=650	X=625	X=600	X=575	X=550	X=500	X=450	X=400	X=300	X=200	X=100	-
800	X=750	X=725	X=700	X=675	X=650	X=600	X=550	X=500	X=400	X=300	X=200	X=100

FLANGE
FLANGE

REF: JFGE

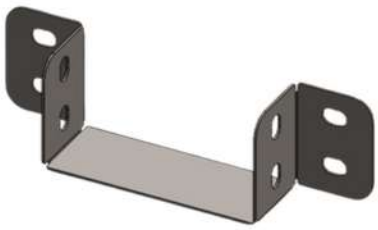

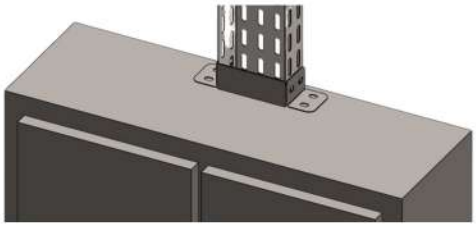

TERMINAL
TERMINAL

REF: JTERE



TERMINAL COM SAÍDA P/ PERFILADO
TERMINAL WITH STRUT CHANNEL EXIT

REF: JTERSP

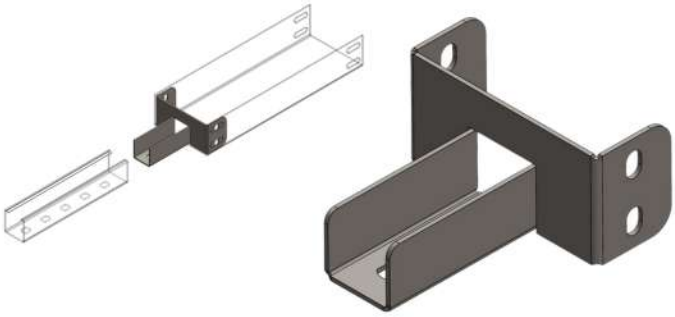

TERMINAL COM SAÍDA P/ ELETRODUTO
TERMINAL WITH ELECTRICAL CONDUIT EXIT

REF: JTERSE

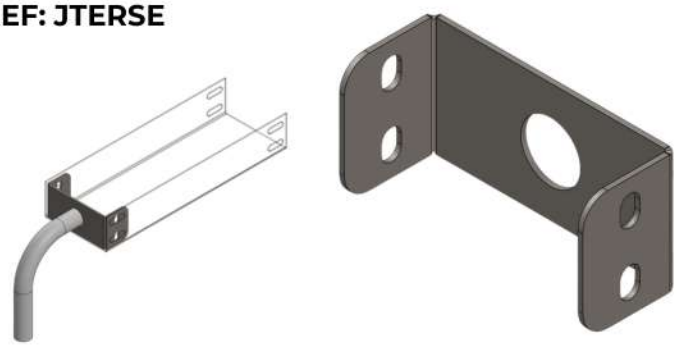

GANCHO VERTICAL
VERTICAL HOOK

REF: JGVE

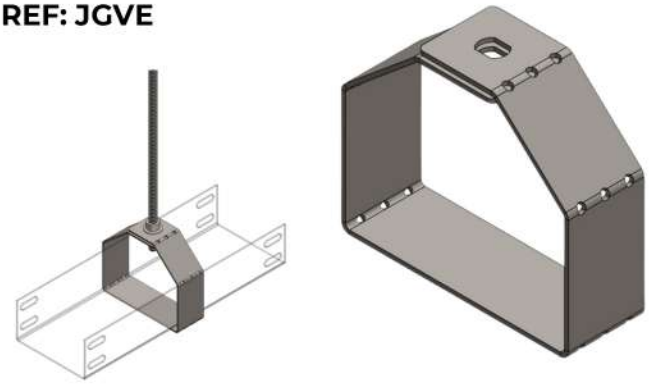

GANCHO HORIZONTAL
HORIZONTAL HOOK

REF: JGHE

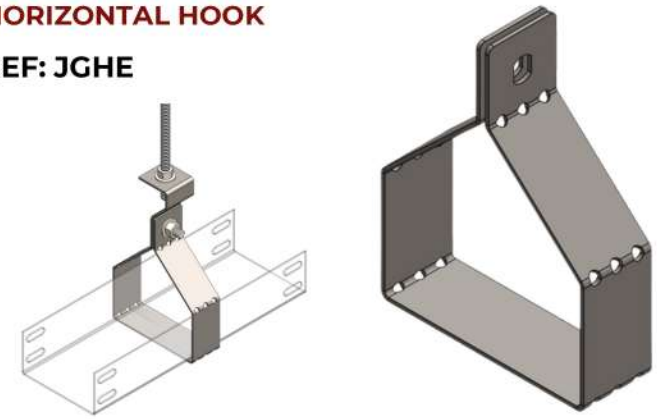

GANCHO SIMPLES
SIMPLE HOOK

REF: JGVE

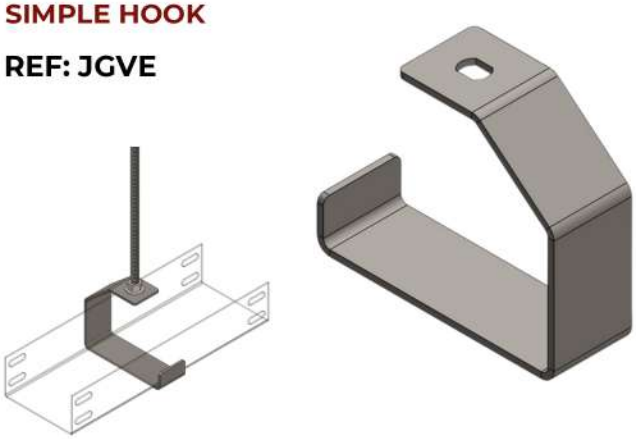

SUPORTE ANGULAR
ANGULAR SUPPORT

REF: JGHE

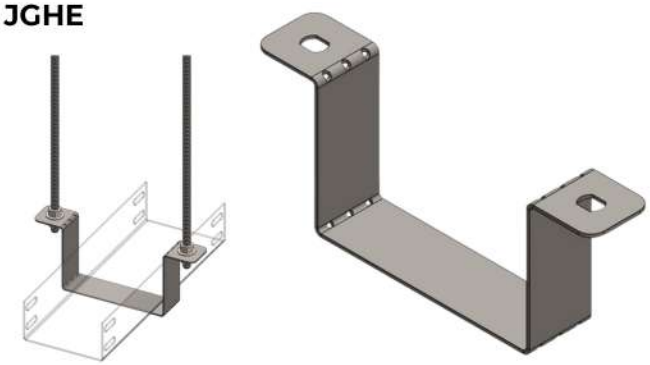

SUPORTE SIMPLES
SIMPLE SUPPORT

REF: JSSE

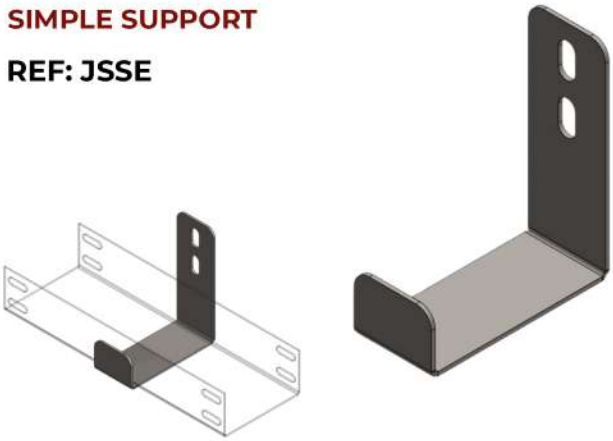

SUPORTE REFORÇADO
REINFORCED SUPPORT

REF: JSRE

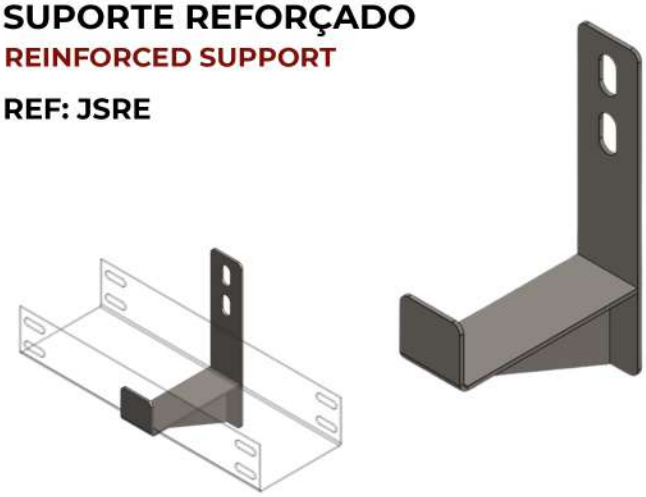

DERIVAÇÕES VARIANTS

Esta seção destina-se às curvas e derivações de todos os tipos de eletrocalhas fabricadas. Os desenhos são ilustrativos, acompanhando a eletrocalha solicitada conforme sua referência, altura e largura.

This section deals with the bends and variants of all manufactured types of cable tray . Drawings are illustrative, and refer to the cable tray ordered according to the specification, as your reference, height and width.

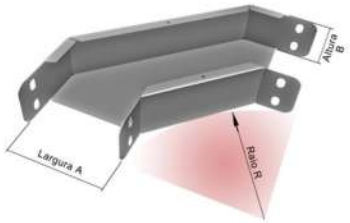

Com raio seccionado (S)
With section radius (s)

Com raio curvilíneo (S)
With curved radius (s)

Raios "R" Radius "R"

150 (A) | 200 (B) | 300 (C)

As derivações podem ser fabricadas com raios Seccionados ou raios Curvilíneos.

The variants can be manufactured with section radius or curved radius.

COMO SOLICITAR HOW TO REQUEST

JVCE9	E	300	x	100	#16	S	A	Z
Referência Reference	Tipo Type	Largura "A" Breadht		Altura "B" Height "B"	Chapa Plate	Raio Seccionado Section Radius	Raio 150 (A) Radius 150(A)	Z: pré-zincado F: À fogo G: Eletrolítico I: Inox Z: Pre-zinced F: By fire G: Eletrolytic I: Inox

As referências das derivações c/ raio seccionado são iguais as referências das derivações c/ raio curvilíneo. Para especificar o tipo de raio desejado, acrescente "S" ou "C", conforme exemplo de solicitação acima.

References of variants with section radio are equal to variants with curved radius. To specify the type of beam desired, add "S" or "C" as example request above.

REF: JVCE9

Fabricamos tampas para todas as Derivações de Eletrocalha (Tampas de Encaixe/Pressão). Fornecidas separadamente, acompanham o padrão da tampa da eletrocalha da página 31.

***Caso necessite de Tampa nas derivações, acrescentar a palavra TAMPA na referência (EX.: Tampa JCVE9 E 300 x 100 #16 S A Z)**

We make covers for all derivations of cable trays (Fitted cover/ pressure). Provided separately, follow the pattern of the cable tray. Cover page 31. ***If covers are necessary in the variants, add the word COVER in the reference. (Example: Cover JCVE9 E 300x100 #16 SAZ)**

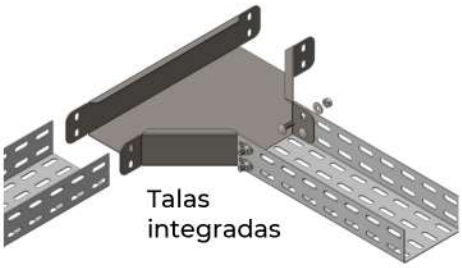

Sempre inovando, a JEA Sul oferece um **sistema de talas integradas** nas derivações, agilizando a montagem em campo, reduzindo o número de parafusos, porcas e arruelas, além de redução de matéria prima, tornando a derivação mais leve.

Always innovating, JEA Sul offers **a system of integrated splints in variants**, speeding up the assembly on the field, reducing the number of bolts, nuts and washers, in addition to reduction of raw material, making the light pass.

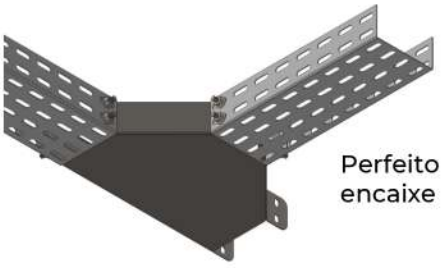

CURVA HORIZONTAL 15° A 75°
15° TO 75° HORIZONTAL BEND

REFERÊNCIA REFERENCE	GRAU (G°) DEGREE (G°)
JCH1	15°
JCH3	30°
JCH4	45°
JCH6	60°
JCH7	75°

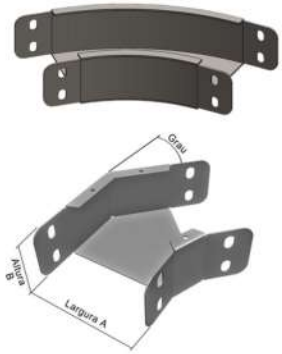

CURVA HORIZONTAL 90°
90° HORIZONTAL BEND

REF: JCH9



TÊ HORIZONTAL 90°
90° "T"

REF: JTH9

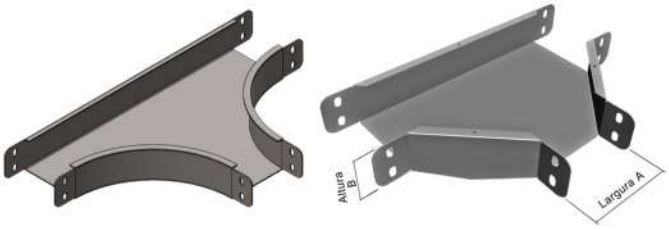

CRUZETA HORIZONTAL 90°
HORIZONTAL 90° "T"

REF: JCZ9

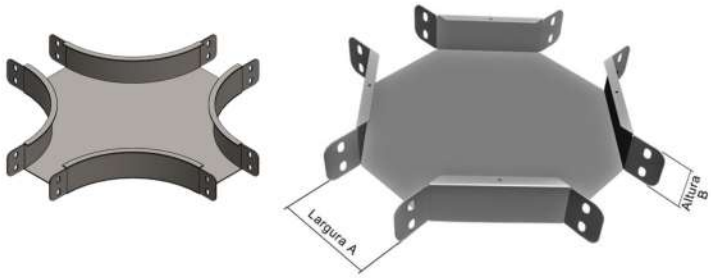

JUNÇÃO ESQUERDA 45°
45° LEFT JOINT

REF: JJE4

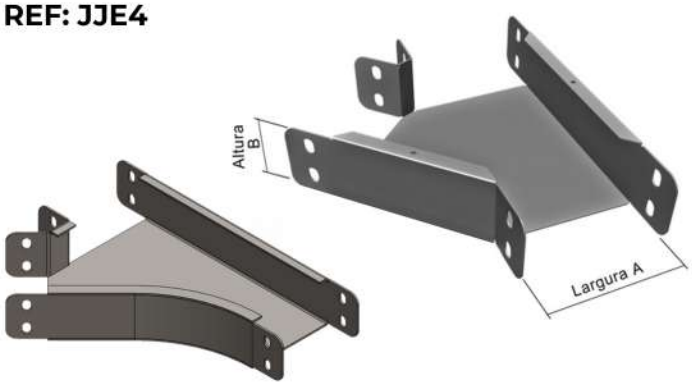

JUNÇÃO DIREITA 45°
45° RIGHT JOINT

REF: JJD4

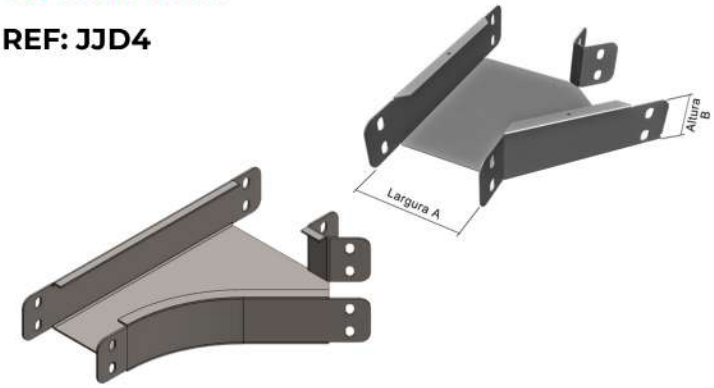

JUNÇÃO ESQUERDA 90°
90° LEFT JOINT

REF: JJE9

JUNÇÃO DIREITA 90°
90° RIGHT JOINT

REF: JJD9



TÊ HORIZONTAL RETO
"T" STRAIGHT HORIZONTAL

REF: JTHR



CRUZETA HORIZONTAL RETA
STRAIGHT HORIZONTAL CROSSPIECE

REF: JCZR

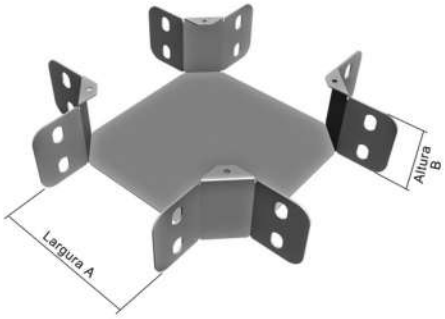

COTOVELO RETO
RIGHT ANGLE ELBOW

REF: JCR



REDUÇÃO CONCÊNTRICA
STRAIGHT REDUCER

REF: JRC

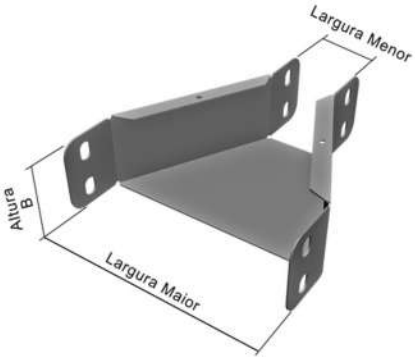

REDUÇÃO ESQUERDA
LEFT REDUCER

REF: JRE

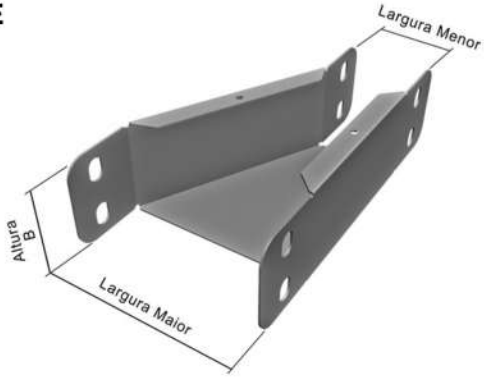

REDUÇÃO DIREITA
RIGHT REDUCER

REF: JRD

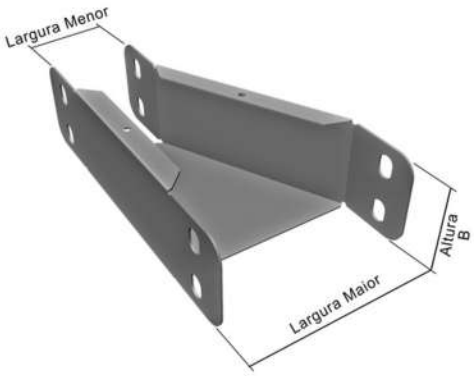

DESVIO À ESQUERDA
LEFT DEVEATION

REF: JDE

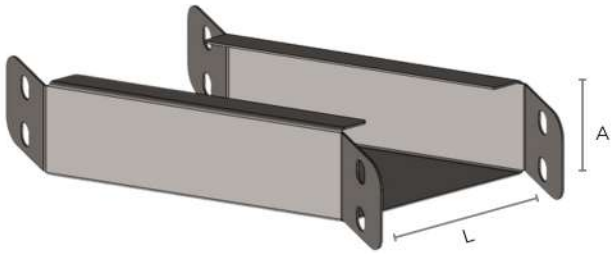

DESVIO À DIREITA
RIGHT DEVIATION

REF: JDD

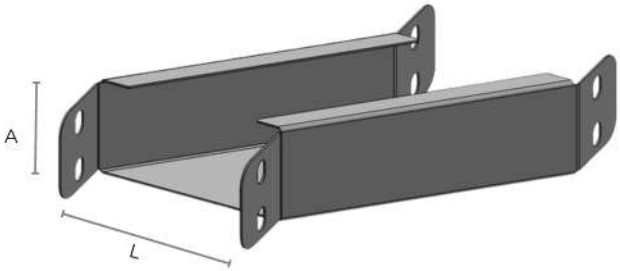

CURVA VERTICAL INTERNA 15° A 75°
15° TO 75° INTERNAL VERTICAL BEND

REFERÊNCIA REFERENCE	GRAU (G°) DEGREE (G°)
JCVI 1	15°
JCVI3	30°
JVI4	45°
JVI6	60°
JVI7	75°



CURVA VERTICAL INTERNA 90°
90° INTERNAL VERTICAL BEND

REF: JCVI9

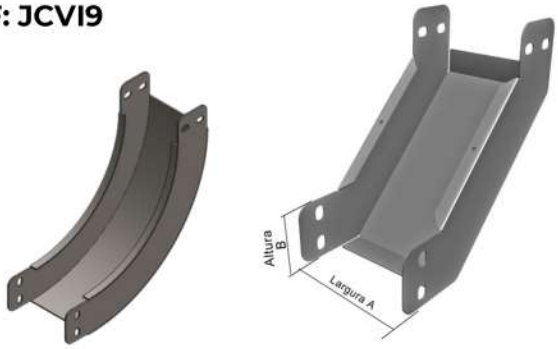

CURVA VERTICAL EXTERNA 15° A 75°
15° TO 75° EXTERNAL VERTICAL BEND

REFERÊNCIA REFERENCE	GRAU (G°) DEGREE (G°)
JCVE1	15°
JCVE3	30°
JCVE4	45°
JCVE6	60°
JCVE7	75°

CURVA VERTICAL EXTERNA 90°
90° EXTERNAL VERTICAL BEND

REF: JCVE9

CURVA DE INVERSÃO
INVERSION BEND

REF: JCI

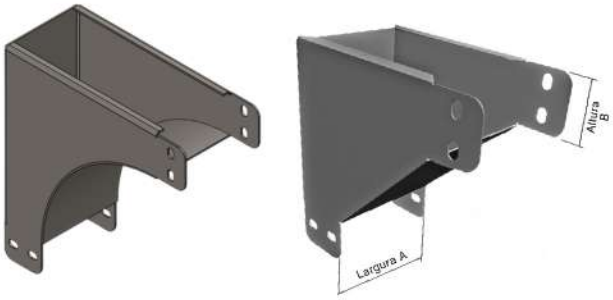

TÊ VERTICAL DESCIDA LATERAL
VERTICAL "T" DESCENT SIDE

REF: JTVDL



TÊ VERTICAL DESCIDA
VERTICAL DESCENT "T"

REF: JTVD

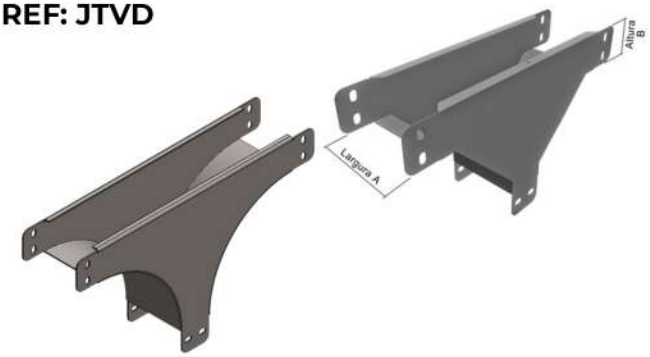

TÊ VERTICAL SUBIDA
VERTICAL ASCENT "T"

REF: JTVS

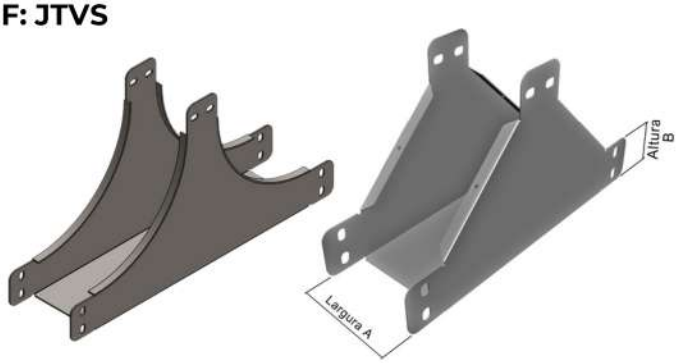

LEITO PARA CABOS CABLE LADDERS

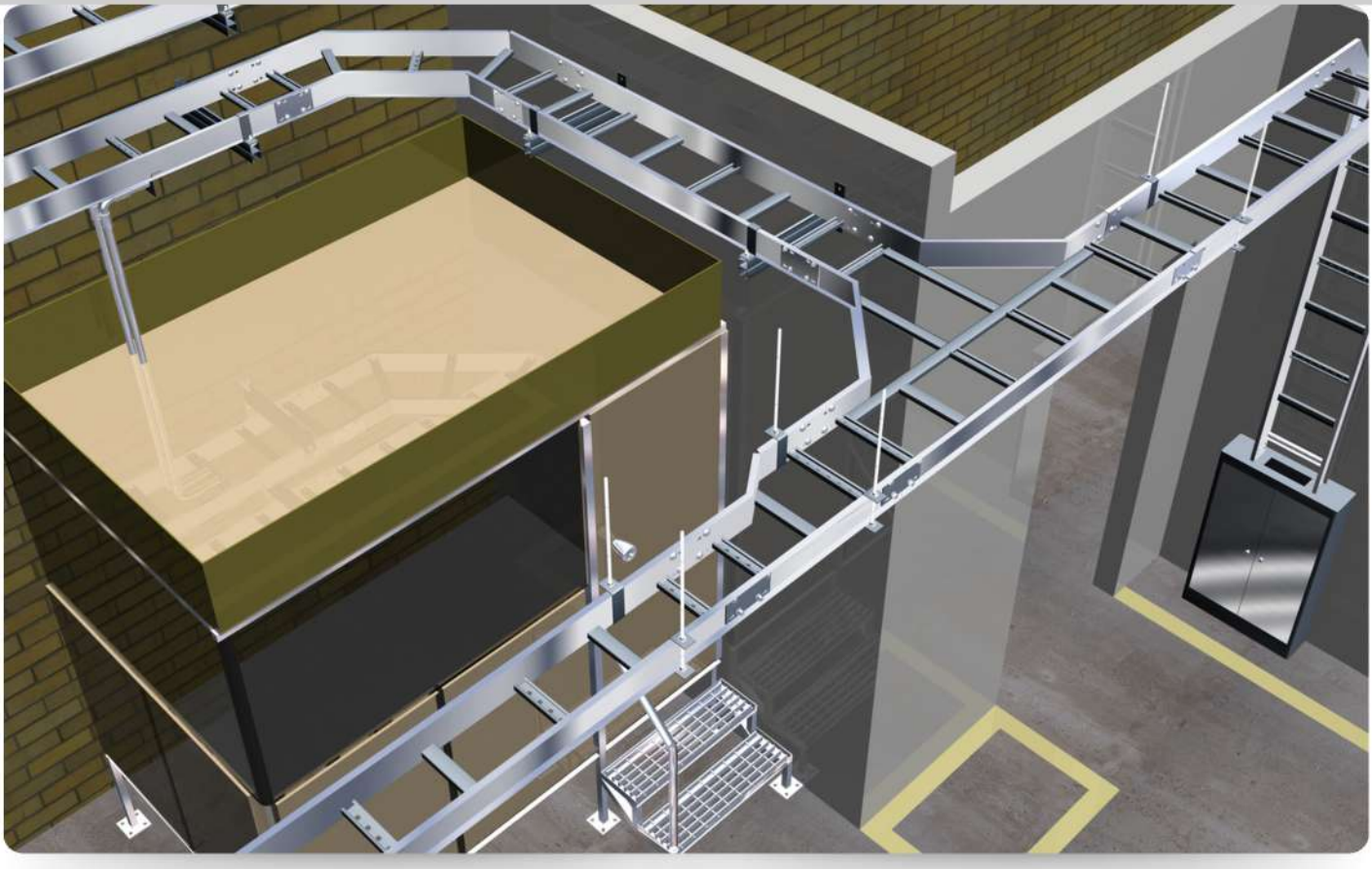

Os LEITOS PARA CABOS fabricados pela JEA são recomendados para a condução e distribuição de cabos leves, médios e pesados, com características dimensionais projetadas para diversas cargas e vãos. Como principais vantagens do uso dos leitos, podemos citar a completa ventilação dos cabos, inspeção visual permitida pela instalação aparente e fácil acesso para manutenção.

Contando com uma variada linha de derivações e acessórios para união, fixação e sustentação, permitem qualquer tipo de ramificação, oferecendo segurança, estética, funcionalidade e uma rápida montagem.

The CABLES BEDS manufactured by JEA are recommended for conveying and distributing light, mid-weight and heavy cables with dimensional characteristics designed for different charges and spans. Among the principal advantages of using the cable ladders are full ventilation of the cables, easy visual inspection of the same and uncomplicated access when maintenance time comes around. With a wide-ranging line of variants and accessories for joining, fixating and supporting purposes, they permit any type of ramification, with total safety, pleasant aesthetics and full functionality, in a addition to easy and quick installation.

Fabricadas em aço carbono (acabamentos: Pré-zincado, Galvanizado eletrolítico, Galvanizado à fogo e Pintura eletrostática), podendo ser fabricadas também em aço Inox ou Alumínio.

Made of carbon steel (in the following finishes: Pre-galvanized, electrolytic galvanized, hot dip galvanized and electrostatic painting) and can also be manufactured in Stainless steel or aluminum.

LEITO PARA CABOS CABLES BEDS

Oferecemos 3 modelos de Leitos: **Médio, Pesado, e Super Pesado**. Todos os modelos podem ser fornecidos nos padrões aba Interna ou aba Externa, como também nas opções de Leito Cravado ou Leito Soldado. We offer 3 types of cables beds: Medium, Heavy and Super-Heavy. All models can be supplied in standard Internal or External tab and in the options cable ladder Spiked or Soldier.

Leito Cravado
Spiked cable ladder

Leito Soldado
Welded cable ladder

COMO SOLICITAR HOW TO REQUEST

JLCM	4F	300	x	19	x	3	B	14 16	Z
Referência Reference	Tipo Type	Largura "L" Breadht "L"		Abas Tabs		Compr. Length	Espaçamento Spacing A(E=200 B(E=250) C(E=500)	Chapas Plates	Z: pré-zincado F: À fogo G: Eletrolítico I: Inox Z: Pre-zinced F: By fire G: Eletrolytic I: Inox

Chapas usadas como exemplo, consulte a tabela de chapas descritas nos leitos.
Plates used as an example, consult the Bed's table plates described with the product.

O exemplo acima de como solicitar se aplica aos 3 modelos de Leito.
The example above of how to request, applies to all models of beds.

LEITO PARA CABOS TIPO MÉDIO
MID-WEIGHT CABLE LADDER

REF: JLCM

LARGURA "L"
200
300
400
500
600
700
800
900
1000
1200

CHAPAS PLATES	
LONGARINAS LONGITUDINAL TRAVERSE	PERFILADOS STRUT CHANNEL
#18	#20
#16	#19
#14	#18
#12	#16
	#14

ABA 75	ABA 100
F=38	F=63
G=30	G=35

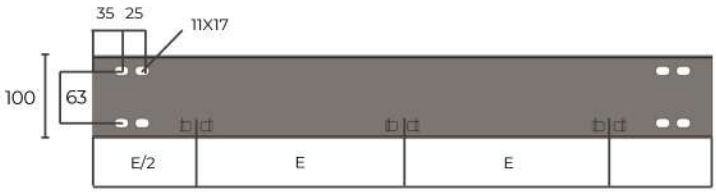

Espaçamento entre travessas
Spacing between crosspieces

E=200 (A) | E=250 (B) | E=500 (C)

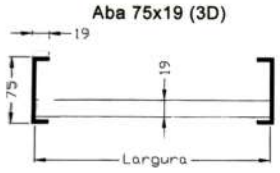

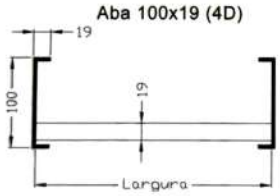

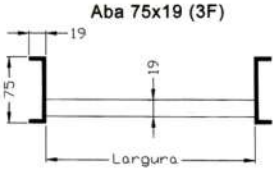

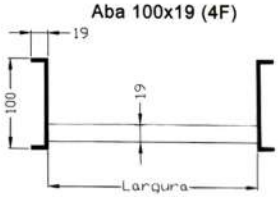

LEITO PARA CABOS TIPO PESADO
HEAVY CABLE LADDER

REF: JLCP

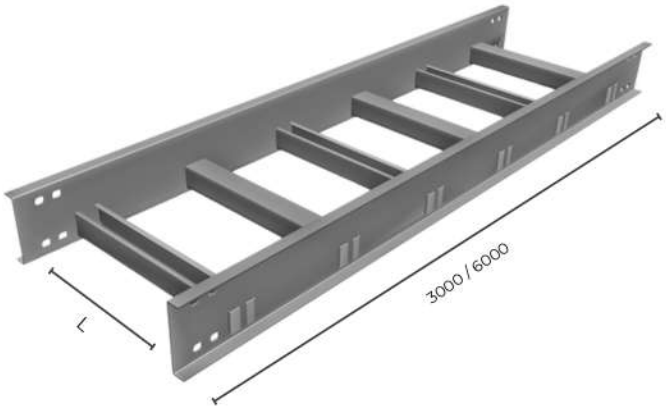

LARGURA "L"
250
500
750
1000
1250
1500

CHAPAS PLATES	
LONGARINAS LONGITUDINAL TRAVERSE	PERFILADOS STRUT CHANNEL
#18	#20
#16	#19
#14	#18
#12	#16
	#14

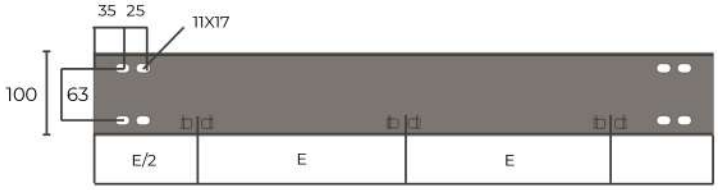

Aba 100x19 (4D)

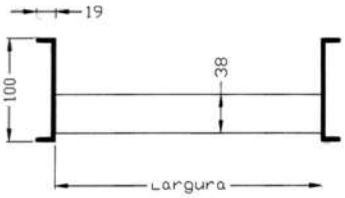

Aba 100x19 (4F)

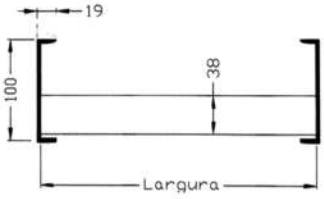

Espaçamento entre travessas
Spacing between crosspieces

E=200 (A) | E=250 (B) | E=500 (C)

LEITO PARA CABOS TIPO SUPER PESADO
SUPER HEAVY CABLE LADDER

REF: JLCSP

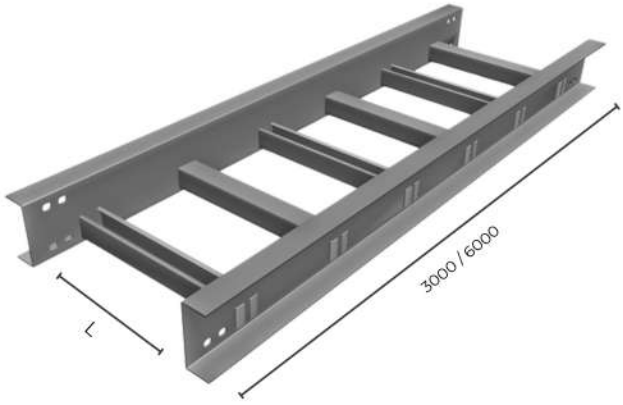

LARGURA "L"
250
500
750
1000
1250
1500

CHAPAS PLATES	
LONGARINAS LONGITUDINAL TRAVERSE	PERFILADOS STRUT CHANNEL
#18	#20
#16	#19
#14	#18
#12	#16
	#14

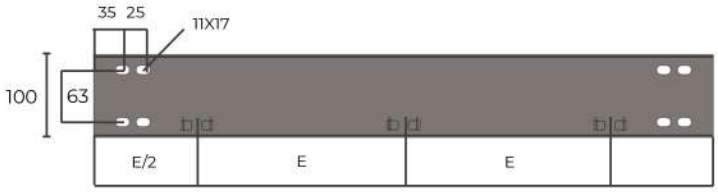

Espaçamento entre travessas
Spacing between crosspieces

E=200 (A) | E=250 (B) | E=500 (C)

Aba 100x25 (4F)

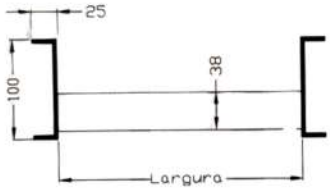

Aba 100x45 (4F)

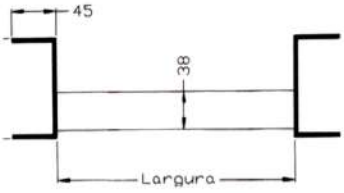

Aba 100x25 (4D)

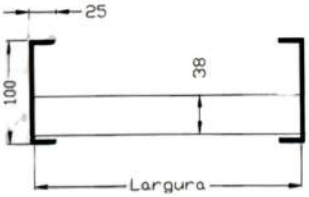

Aba 100x45 (4D)

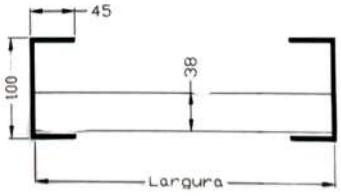

TABELA DE CARGAS CHARGE TABLES

Carga para Leito Pesado - Longarina 100x45 - Perfilado 38x38									Charge for heavy beds
Largura "L"	#16			#14			#12		
	Dist. 1,5m	Dist. 2m	Dist. 2,5m	Dist. 1,5m	Dist. 2m	Dist. 2,5m	Dist. 1,5m	Dist. 2m	Dist. 2,5m
250	282 kgf	234 kgf	170 kgf	333 kgf	288 kgf	196 kgf	400 kgf	331 kgf	234 kgf
500	254 kgf	224 kgf	156 kgf	299 kgf	264 kgf	184 kgf	358 kgf	318 kgf	219 kgf
750	215 kgf	176 kgf	141 kgf	253 kgf	207 kgf	166 kgf	303 kgf	236 kgf	200 kgf
1000	170 kgf	136 kgf	117 kgf	186 kgf	161 kgf	138 kgf	240 kgf	190 kgf	165 kgf
1250	161 kgf	131 kgf	107 kgf	189 kgf	155 kgf	126 kgf	227 kgf	176 kgf	152 kgf
1500	148 kgf	118 kgf	96 kgf	168 kgf	130 kgf	100 kgf	207 kgf	160 kgf	130 kgf

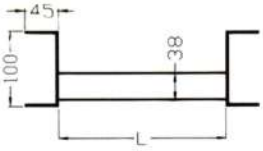

Carga para Leito Pesado - Longarina 100x25 - Perfilado 38x38									Charge for heavy beds
Largura "L"	#16			#14			#12		
	Dist. 1,5m	Dist. 2m	Dist. 2,5m	Dist. 1,5m	Dist. 2m	Dist. 2,5m	Dist. 1,5m	Dist. 2m	Dist. 2,5m
250	260 kgf	216 kgf	152 kgf	309 kgf	254 kgf	180 kgf	368 kgf	305 kgf	216 kgf
500	234 kgf	206 kgf	144 kgf	276 kgf	243 kgf	169 kgf	330 kgf	292 kgf	203 kgf
750	198 kgf	162 kgf	130 kgf	233 kgf	190 kgf	153 kgf	279 kgf	228 kgf	184 kgf
1000	156 kgf	126 kgf	108 kgf	185 kgf	148 kgf	127 kgf	222 kgf	178 kgf	152 kgf
1250	148 kgf	120 kgf	98 kgf	174 kgf	143 kgf	116 kgf	209 kgf	171 kgf	140 kgf
1500	127kgf	100 kgf	67 kgf	158 kgf	127 kgf	98 kgf	187 kgf	154 kgf	128 kgf

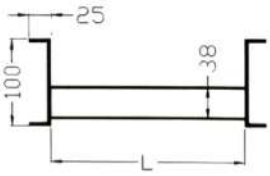

Carga para Leito Pesado - Longarina 100x25 - Perfilado 38x38									Charge for mid-weight beds
Largura "L"	#16			#14			#12		
	Dist. 1,5m	Dist. 2m	Dist. 2,5m	Dist. 1,5m	Dist. 2m	Dist. 2,5m	Dist. 1,5m	Dist. 2m	Dist. 2,5m
200	246 kgf	212 kgf	148 kgf	290 kgf	250 kgf	175 kgf	348 kgf	300 kgf	210 kgf
300	246 kgf	204 kgf	144 kgf	290 kgf	240 kgf	170 kgf	348 kgf	288 kgf	204 kgf
400	238 kgf	204 kgf	144 kgf	280 kgf	240 kgf	170 kgf	322 kgf	288 kgf	204 kgf
500	221 kgf	195 kgf	136 kgf	260 kgf	230 kgf	160 kgf	312 kgf	276 kgf	192 kgf
600	204 kgf	176 kgf	127 kgf	240 kgf	210 kgf	150 kgf	288 kgf	252 kgf	180 kgf
700	187 kgf	153 kgf	123 kgf	220 kgf	180 kgf	145 kgf	264 kgf	216 kgf	174 kgf
800	170 kgf	136 kgf	119 kgf	200 kgf	160 kgf	140 kgf	240 kgf	192 kgf	168 kgf
900	153 kgf	127 kgf	115 kgf	180 kgf	150 kgf	135 kgf	216 kgf	180 kgf	162 kgf
1000	148 kgf	119 kgf	102 kgf	175 kgf	140 kgf	120 kgf	210 kgf	166 kgf	144 kgf
1200	140 kgf	114 kgf	93 kgf	165 kgf	135 kgf	110 kgf	198 kgf	162 kgf	132 kgf

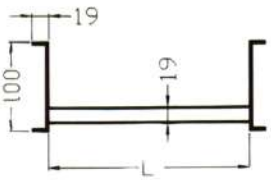

Carga para Leito Pesado - Longarina 100x25 - Perfilado 38x38									Charge for mid-weight beds
Largura "L"	#16			#14			#12		
	Dist. 1,5m	Dist. 2m	Dist. 2,5m	Dist. 1,5m	Dist. 2m	Dist. 2,5m	Dist. 1,5m	Dist. 2m	Dist. 2,5m
200	212 kgf	183 kgf	127 kgf	250 kgf	215 kgf	150 kgf	300 kgf	258 kgf	180 kgf
300	212 kgf	178 kgf	127 kgf	250 kgf	210 kgf	300 kgf	300 kgf	252 kgf	180 kgf
400	204 kgf	174 kgf	123 kgf	240 kgf	205 kgf	288 kgf	288 kgf	246 kgf	174 kgf
500	199 kgf	170 kgf	119 kgf	235 kgf	200 kgf	282 kgf	282 kgf	240 kgf	168 kgf
600	195 kgf	170 kgf	119 kgf	230 kgf	200 kgf	276 kgf	276 kgf	240 kgf	168 kgf
700	161 kgf	136 kgf	85 kgf	190 kgf	160 kgf	228 kgf	228 kgf	192 kgf	120 kgf
800	136 kgf	110 kgf	76 kgf	160 kgf	130 kgf	192 kgf	192 kgf	156 kgf	108 kgf
900	110 kgf	93 kgf	72 kgf	130 kgf	110 kgf	156 kgf	156 kgf	132 kgf	102 kgf
1000	98 kgf	85 kgf	68 kgf	115 kgf	100 kgf	138 kgf	138 kgf	120 kgf	96 kgf
1200	89 kgf	76 kgf	59 kgf	105 kgf	90 kgf	126 kgf	126 kgf	108 kgf	84 kgf

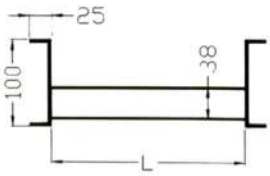

TAMPA DE ENCAIXE PARA LEITO
FITTED COVER FOR CABLE LADDERS

REF: JTEL

P/ Leito abas externas



P/ Leito abas internas

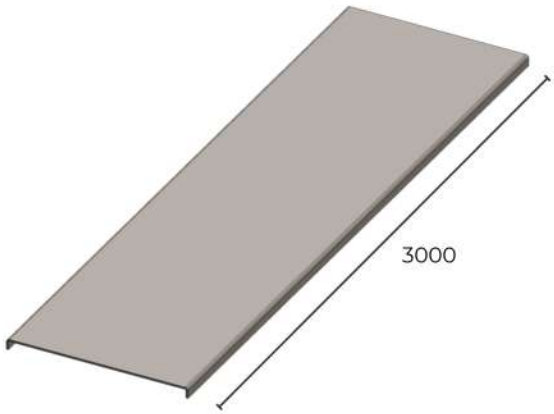

TAMPA DE PRESSÃO PARA LEITO
PRESSURE COVER FOR CABLE LADDERS

REF: JTPL

Somente p/ leito abas internas

Only for Internal tabs

TAMPA DE PRESSÃO 2 ÁGUAS PARA LEITO
TWO-WATERS PRESSURE COVER FOR CABLE LADDERS

REF: JTP2AL



Somente p/ leito abas internas

Only for Internal tabs

PRESILHA PARA TAMPA DE ENCAIXE
CATCH FOR THE FITTED COVER

REFERÊNCIA REFERENCE	ABA
JPTEL75X19	75X19
JPTEL100X19	100X19
JPTEL100X25	100X25
JPTEL100X45	100X45

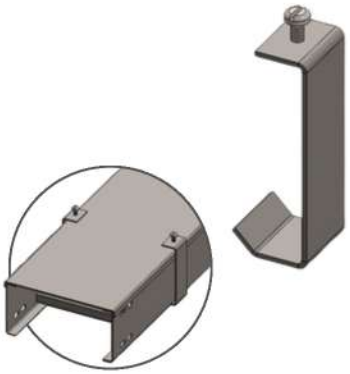

DIVISOR PARA LEITO
CABLE LADDER DIVIDER

REF: JSPDL

TERMINAL PARA LEITO
TERMINAL

REF: JTERL

ABA 75	ABA 100
A=65	A=90

PROTEÇÃO PARA CABOS EM PAINEL
CABLE PROTECTION PANEL

REF: JPCPL

ABA 75	ABA 100
A=65	A=90
B=150	B=175



SUPORTE SIMPLES
SIMPLE SUPPORT

REFERÊNCIA REFERENCE	ABA	A	B
JSPL75X19	75X19	75	19
JSPL100X19	100X19	100	19
JSPL100X25	100X25	100	25
JSPL100X45	100X45	100	45

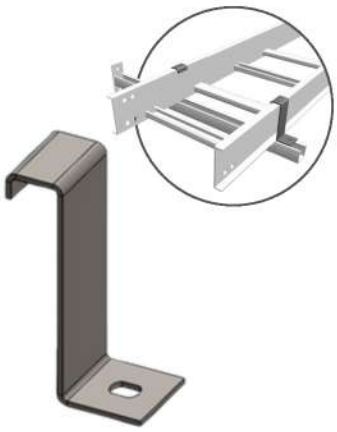

SUPORTE DE FIXAÇÃO LATERAL
LATERAL FIXATION SUPPORT

REFERÊNCIA REFERENCE	ABA	A	B
JSFL75X19	75X19	77	16
JSFL100X19	100X19	102	16
JSFL100X25	100X25	102	22
JSFL100X45	100X45	102	42

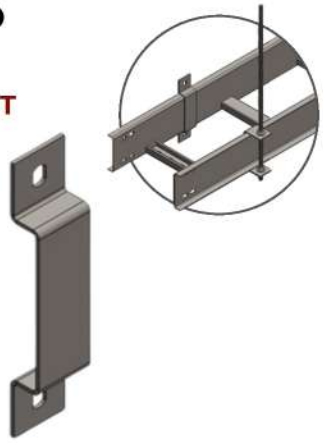

SUPORTE DE SUSPENSÃO
SUSPENSION SUPPORT

REFERÊNCIA REFERENCE	ABA	A
JSSL75X19	75X19	77
JSSL100X19	100X19	102
JSSL100X25	100X25	102
JSSL100X45	100X45	102

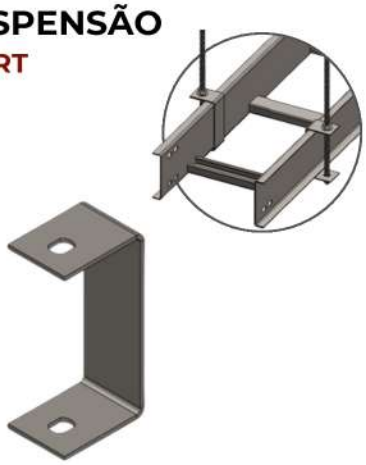

JUNÇÃO SIMPLES
SIMPLE JOINT

REF: JJSL

ABA 75	ABA 100
A=65	A=90
B=38	B=63

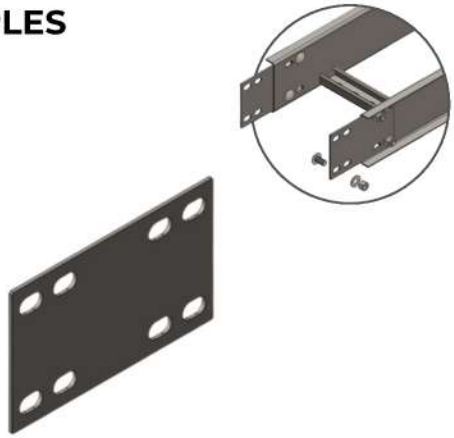

JUNÇÃO RETA
STRAIGHT JOINT

REF: JJRL

ABA 75	ABA 100
A=65	A=90
B=38	B=63

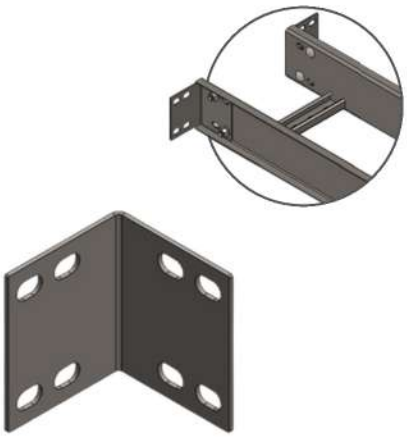

JUNÇÃO ARTICULADA
ARTICULATED JOINT

REF: JJAL

ABA 75	ABA 100
A=65	A=90
B=38	B=63

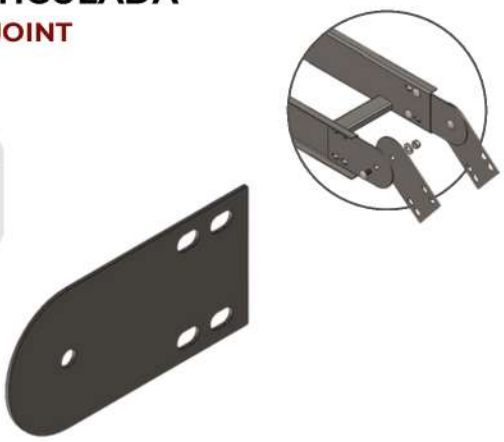

REDUÇÃO RETA CONCÊNTRICA
CONCENTRIC STRAIGHT REDUCTION

REF: JRRC

ABA 75	ABA 100
A=65	A=90
B=38	B=63

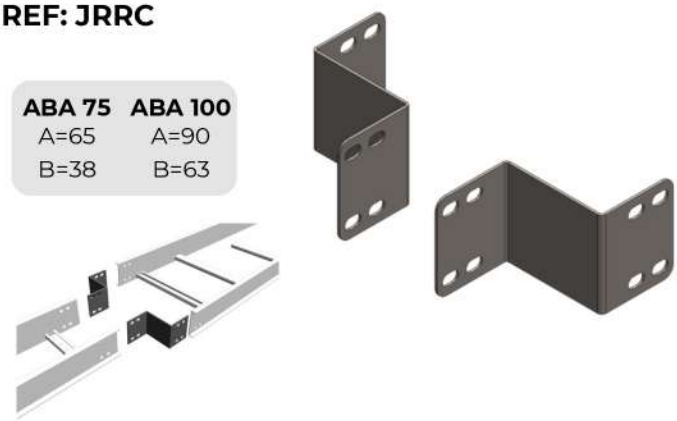

REDUÇÃO RETA EXCÊNTRICA
ECCENTRIC STRAIGHT REDUCTION

REF: JRRE

ABA 75	ABA 100
A=65	A=90
B=38	B=63

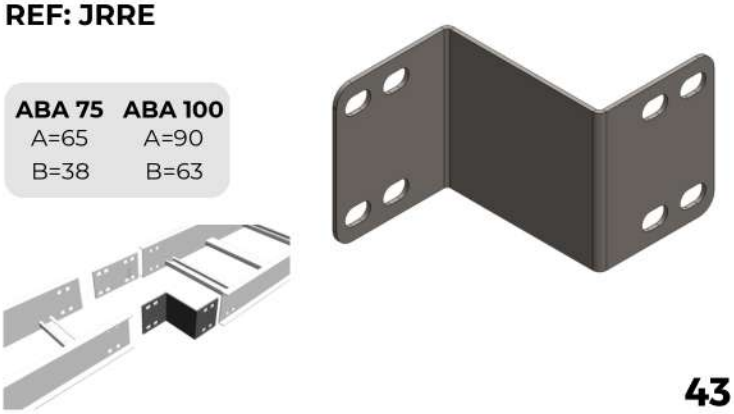

DERIVAÇÕES VARIANTS

Esta seção destina-se às curvas e derivações de todos os tipos de leitos fabricados. Os desenhos são ilustrativos, acompanhando o leito solicitado conforme sua referência, tipo largura e espaçamento entre travessas.

This section deals with the bends and variants of all manufactured types of cable ladders. Drawings are illustrative, and refer to the cable ladder ordered according to the specification, type, width and span between crosspieces.

REF: JCVI90

Com raio seccionado (S)
With section radius (s)

Com raio curvilíneo (S)
With curved radius (s)

Raios "R" Radius "R"

320 (A) | 520 (B) | 645 (C)

As derivações podem ser fabricadas com raios Seccionados ou raios Curvilíneos.

The variants can be manufactured with section radius or curved radius.

COMO SOLICITAR HOW TO REQUEST

JCVI90	LCM	4F	300	x	19	14 16	S	A	Z
Referência Reference	Refer. leito Cable bed's reference	Tipo Type	Largura "L" Breadht "L"		Abas Tabs	Chapas Plates	Raio Seccionado Section Radius	Raio 320 (A) Radius 320(A)	Z: pré-zincado F: À fogo G: Eletrolítico I: Inox Z: Pre-zinced F: By fire G: Eletrolytic I: Inox

As referências das derivações c/ raio seccionado são iguais as referências das derivações c/ raio curvilíneo. Para especificar o tipo de raio desejado, acrescente "S" ou "C", conforme exemplo de solicitação acima.

References of variants with section radio are equal to variants with curved radius. To specify the type of beam desired, add "S" or "C" as example request above.

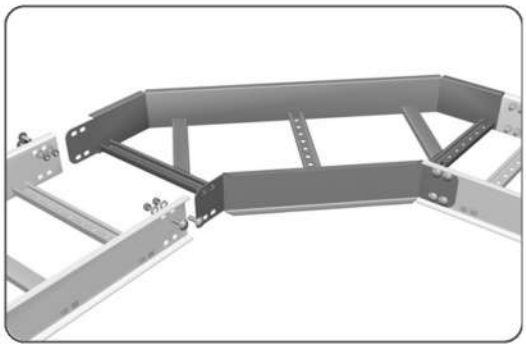

***Caso necessite de Tampa nas derivações, acrescentar a palavra TAMPA na referência. (Exemplo: Tampa JCVE9 E 300 x 100 #16 S A Z)**

***If covers are necessary in the variants, add the word COVER in the reference. (Example: Cover JCVE9 E 300x100 #16 SAZ)**

Sempre inovando, a JEA Sul oferece um **sistema de talas integradas** nas derivações, agilizando a montagem em campo, reduzindo o número de parafusos, porcas e arruelas, além de redução de matéria prima, tornando a derivação mais leve. Perfeito encaixe e acabamento.

Always innovating, JEA Sul offers **a system of integrated splints in variants**, speeding up the assembly on field, reducing the number of bolts, nuts and washers, in addition to reduction of raw material, making the light pass. Perfect fit and finishing.

CURVA HORIZONTAL 45°
15° TO 75° HORIZONTAL BEND

REFERÊNCIA REFERENCE	GRAU (G°) DEGREE (G°)
JCH15	15°
JCH30	30°
JCH45	45°
JCH60	60°
JCH75	75°

CURVA HORIZONTAL 90°
15° TO 75° HORIZONTAL BEND

REF: JCH90

TÊ HORIZONTAL 90°
90° "T"

REF: JTH90

CRUZETA HORIZONTAL 90°
90° HORIZONTAL "T"

REF: JCZ90



JUNÇÃO ESQUERDA 45°
45° LEFT JOINT

REF: JJE45



JUNÇÃO DIREITA 45°
45° RIGHT JOINT

REF: JJRL

JUNÇÃO ESQUERDA 90°
90° LEFT JOINT

REF: JJE90

JUNÇÃO DIREITA 90°
90° RIGHT JOINT

REF: JJD90

CRUZETA COM SAÍDA RETA 90°
"T" WITH 90° STRAIGHT OUTLET

REF: JCZSR



CRUZETA HORIZONTAL RETA
STRAIGHT HORIZONTAL "T"

REF: JCZR

TÊ RETO
STRAIGHT "T"

REF: JTR

COTOVELO RETO
90° RIGHT ANGLE ELBOW

REF: JCR

TÊ VERTICAL SUBIDA LATERAL
VERTICAL SIDE ASCENT "T"

REF: JTVSL

TÊ VERTICAL DESCIDA LATERAL
VERTICAL SIDE DESCENT "T"

REF: JTVDL

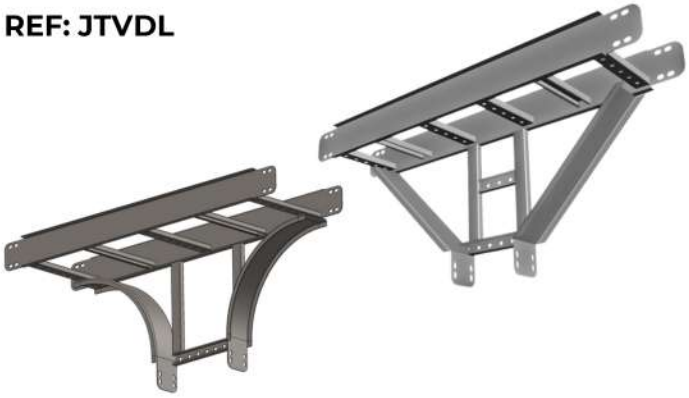

CURVA C/ PASSAGEM RETA SUBIDA
BEND WITH STRAIGHT PASSAGE ASCENT

REF: JCPRS

CURVA C/ PASSAGEM RETA DESCIDA
BEND WITH STRAIGHT PASSAGE ASCENT

REF: JCPRD

TÊ VERTICAL SUBIDA
VERTICAL ASCENT "T"

REF: JTVS

TÊ VERTICAL DESCIDA
VERTICAL DESCENT "T"

REF: JTVD

CURVA VERTICAL INTERNA 15° A 75°
15° TO 75° INTERNAL VERTICAL BEND

REFERÊNCIA REFERENCE	ABA
JCVI75X19	75X19
JCVI100X19	100X19
JCVI100X25	100X25
JCVI100X45	100X45

CURVA VERTICAL INTERNA 90°
90° INTERNAL VERTICAL BEND

REF: JCVI90

CURVA VERTICAL EXTERNA 15° A 75°
15° TO 75° EXTERNAL VERTICAL BEND

REFERÊNCIA REFERENCE	ABA
JCVE75X19	75X19
JCVE100X19	100X19
JCVE100X25	100X25
JCVE100X45	100X45

CURVA VERTICAL EXTERNA 90°
90° EXTERNAL VERTICAL BEND

REF: JCVE90

CURVA DE INVERSÃO
INVERSION BEND

REF: JCI

REDUÇÃO CONCÊNTRICA
CONCENTRIC REDUCER

REF: JRC

REDUÇÃO ESQUERDA
LEFT REDUCER

REF: JRE

REDUÇÃO DIREITA
RIGHT REDUCER

REF: JRD

CURVA VERTICAL ARTICULADA
ARTICULATED VERTICAL BEND

REF: JCVA

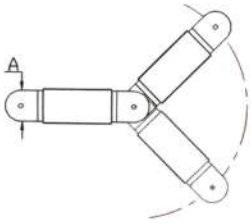



Exemplo da Curva utilizada em Leitos.
Example of the curve used with cable ladders.

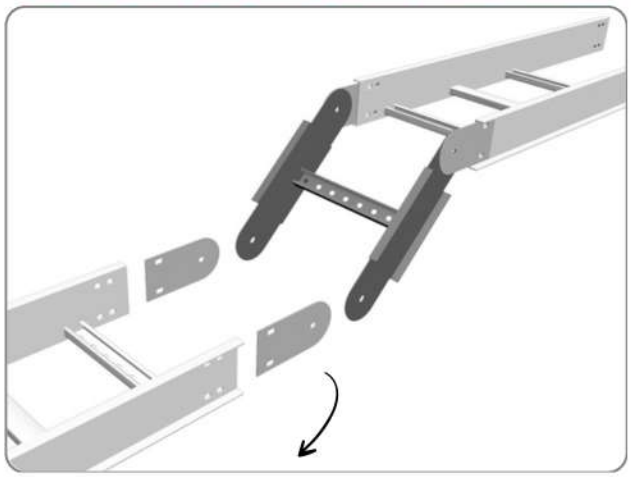

Exemplo da Curva utilizada em Gomos.
Example of the curve used in Buds.



***Este sistema requer o uso da Junção Articulada (REF: JJAL)**

***This system requires the use of the Hinged Joint (REF: JJAL)**

Fabricamos tampas para todas as Derivações de Leito (Tampas de Encaixe / Pressão).
Fornecidas separadamente conforme descrito na página 44, acompanham o padrão da tampa do Leito da página 42.

We make covers for all derivations of cable ladders (fitted covers / pressure covers).
Provided separately, as described on page 44, they follow the pattern of the cable ladder covers described on page 42.

ARAMADOS WIRE MESH CABLE TRAYS

Excelente opção para indústria alimentícia, o leito aramado não somente evita o acúmulo de impurezas em seu interior, como também possui ótima refrigeração dos cabos, facilidade de higienização e manutenção, permitindo assim redução de custos. Versátil, este sistema pode ser utilizado também sob placas de piso elevado.

An excellent option for the food industry, the wire mesh cable tray not only prevents the accumulation of impurities inside, but also has excellent cable cooling, easy cleaning and maintenance, thus allowing cost reduction. Versatile, this system can also be used under raised floor panels.

Prático na montagem e de fácil adaptação para fixação com utilização de itens de estoque como flanges, suportes e ganchos, saídas para eletrodutos, etc. Fornecido com acabamentos em galvanização eletrolítica ou à fogo, e em ambientes mais agressivos sua fabricação em aço inox se torna ideal.

Practical to assemble and easy to adapt for fixing using stock items such as flanges, supports and hooks, conduit outlets, etc. Supplied with electrolytic or fire galvanized finishes, and in more aggressive environments its stainless steel manufacturing becomes ideal.

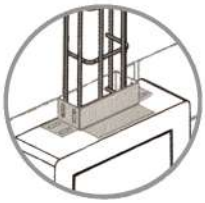



LEITO ARAMADO
WIRE MESH CABLE TRAY

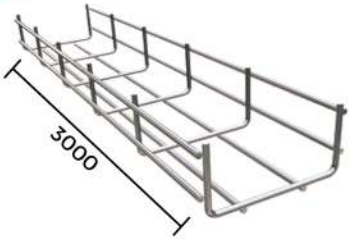

REFERÊNCIA REFERENCE	A	B
JLA100X100	100	100
JLA200X100	200	100
JLA300X100	300	100
JLA400X100	400	100
JLA500X100	500	100

EMENDA
JOINT

REF: JEMLA

CURVA HORIZONTAL
45° HORIZONTAL BEND

REF: JCH45LA

CURVA HORIZONTAL 90°
90° HORIZONTAL BEND

REF: JCH90LA

TÊ HORIZONTAL
HORIZONTAL 90° "T"

REF: JTH90LA

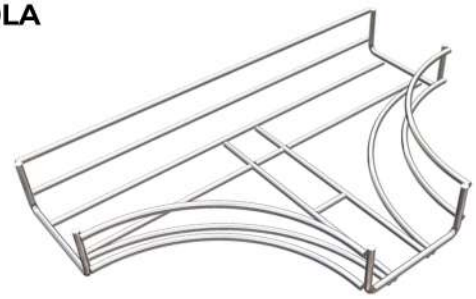

CRUZETA HORIZONTAL
90° "T"

REF: JCZ90LA

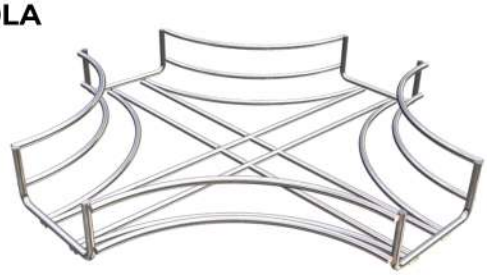

CURVA VERTICAL INTERNA 45°
45° INTERNAL BEND

REF: JCVI45LA

CURVA VERTICAL INTERNA 90°
45° INTERNAL BEND

REF: JCVI90LA

CURVA VERTICAL EXTERNA 45°
45° INTERNAL BEND

REF: JCVE90LA

CURVA VERTICAL EXTERNA 90°
45° INTERNAL BEND

REF: JCVE90LA

REDUÇÕES
REDUCTIONS

REDUÇÃO ESQUERDA
LEFT REDUCTION

REF: JRCLA



REDUÇÃO CONCÊNTRICA
CONCENTRIC REDUCTION

REF: JRDLA

REDUÇÃO DIREITA
RIGHT REDUCTION

REF: JRELA

ELETRODUTOS RÍGIDOS DE AÇO CARBONO PADRONIZADOS GALVANIZADO À FOGO

FIRE-GALVANIZED RIGID STANDARD ELECTRICAL CONDUITS IN CARBON STEEL



CARACTERÍSTICAS FEATURES

- RIR (Rebarba Interna Removida)
- Rígidos com revestimento e com rosca nas pontas.
- Comprimento 3000mm
- Para uso em elétrica (distribuição de fios).
- Internal seam removed
- Hard coated and threaded the tips.
- Length 3000mm
- For electrical use (wire distribution).

Eletroduto Normalizado NBR 5597 com Rosca NPT

Referência	Diâmetro Polegada	Diameter Ø mm	Externo	Espessura Thickness	Peso weight Kg/m
JECCØ1/2X3N5597F	1/2"	15	21,3	2,25	1,093
JECCØ3/4X3N5597F	3/4"	20	26,9	2,25	1,414
JECCØ1X3N5597F	1"	25	33,7	2,65	2,088
JECCØ1.1/4X3N5597F	1.1/4"	32	42,4	3,00	2,989
JECCØ1.1/2X3N5597F	1.1/2"	40	48,3	3,00	3,437
JECCØ2X3N5597F	2"	50	60,3	3,35	4,812
JECCØ2.1/2X3N5597F	2.1/2"	65	73,0	3,75	6,534
JECCØ3X3N5597F	3"	80	88,9	3,75	8,035
JECCØ3.1/2X3N5597F	3.1/2"	90	101,6	4,25	10,386
JECCØ4X3N5597F	4"	100	114,3	4,25	11,741
JECCØ5X3N5597F	5"	125	141,3	5,00	17,063
JECCØ6X3N5597F	6"	150	168,3	5,30	21,611

Eletroduto Normalizado NBR 5598 com Rosca BSP

Referência	Diâmetro Polegada	Diameter Ø mm	Externo	Espessura Thickness	Peso weight Kg/m
JECCØ1/2X3N5598F	1/2"	15	21,3	2,25	1,093
JECCØ3/4X3N5598F	3/4"	20	26,9	2,25	1,414
JECCØ1X3N5598F	1"	25	33,7	2,65	2,088
JECCØ1.1/4X3N5598F	1.1/4"	32	42,4	2,65	2,673
JECCØ1.1/2X3N5598F	1.1/2"	40	48,3	3,00	3,437
JECCØ2X3N5598F	2"	50	60,3	3,00	4,347
JECCØ2.1/2X3N5598F	2.1/2"	65	76,1	3,35	6,147
JECCØ3X3N5598F	3"	80	88,9	3,35	7,229
JECCØ4X3N5598F	4"	100	101,6	3,75	10,431
JECCØ5X3N5598F	5"	125	139,7	4,75	16,062
JECCØ6X3N5598F	6"	150	165,1	5,00	20,042

TUBOS DE AÇO CARBONO PADRONIZADOS DIN EN 10255 GALVANIZADO À FOGO

FIRE-GALVANIZED STEEL TUBES CARBON STANDARDIZED DIN EN 10255

Tubos de Aço Carbono Padronizados DIN EN 10255 Galvanizado à Fogo

Referência			Médio Medium		Pesado Heavy	
	Ø Pol Inch	Ø Externo	Espessura Thickness	Massa Mass	Espessura Thickness	Massa Mass
JTCFØ1/2X6D10255F	1/2"	21,3	2,60	1,21	3,20	1,44
JTCFØ3/4X6D10255F	3/4"	26,9	2,60	1,56	3,20	1,87
JTCFØ1X6D10255F	1"	33,7	3,20	2,41	4,00	2,93
JTCFØ1.1/4X6D10255F	1.1/4"	42,4	3,20	3,1	4,00	3,79
JTCFØ1.1/2X6D10255F	1.1/2"	48,3	3,20	3,56	4,00	4,37
JTCFØ2X6D10255F	2"	60,3	3,60	5,03	4,50	6,19
JTCFØ2.1/2X6D10255F	2.1/2"	76,1	3,60	6,42	5,00	7,93
JTCFØ3X6D10255F	3"	88,9	4,00	8,63	5,40	10,3
JTCFØ4X6D10255F	4"	114,3	4,50	12,2	5,40	14,5
JTCFØ5X6D10255F	5"	139,7	5,00	16,6	5,40	17,9
JTCFØ6X6D10255F	6"	165,1	5,00	19,8	5,40	21,3

Tubos de 6000mm com costura para condução de líquidos não corrosivos como água, ar comprimido, gás, vapor e outros fluídos não corrosivos. Para pressões de no máximo 25Kgf/cm2 para líquidos e 10 Kgf/cm2 para ar e gases não perigosos. Com extremidades lisas, roscadas BSP com ou sem luva. Esta norma substitui a norma cancelada DIN 2440/2441. Para Tubos sem acabamento (Natural) consulte-nos!

6000mm Tubes with seam for conducting non-corrosive liquids such as water, compressed air, gas, steam and other non-corrosive fluids. Specified pressures of up to 25Kgf / cm2 for liquids and 10 kgf / cm2 for air and non-hazardous gases.
With blunt ends, with or without BSP threaded sleeve. this standard replaces the standard DIN 2440/2441 canceled. For tubes without finishing (Natural) contact us!

TUBOS DE AÇO CARBONO PADRONIZADO PARA CONDUÇÃO DE FLUÍDOS
STANDARDIZED CARBON STEEL PIPES FOR FLUID CONDUCTION



Tubos de 6000mm em aço carbono com solda longitudinal, pretos ou galvanizados, utilizados como condutores de materiais líquidos, pastosos ou gasosos. Comuns nas instalações hidráulicas prediais e industriais, de água, gás, ar comprimido, óleo, vapor e redes de combate a incêndio (hidrantes e sprinklers). Os produtos são fornecidos com protetores de rosca.

6000mm carbon steel tubes with longitudinal welding, black or galvanized, used as conductors for liquid, pasty or gaseous materials. Common in building and industrial hydraulic installations, water, gas, compressed air, oil, steam and fire fighting networks (hydrants and sprinklers). The products are supplied with thread protectors.

Tubo Normalizado COM Costura NBR 5580 Com Rosca BSP								
Referência			Leve Light		Médio Medium		Pesado Heavy	
	Ø Pol Inch	Ø Externo	Espessura Thickness	Massa Mass	Espessura Thickness	Massa Mass	Espessura Thickness	Massa Mass
JTCF * Ø1/2X6N5580F	1/2"	21,3	2,25	1,1	2,65	1,27	-	-
JTCF * Ø3/4X6N5580F	3/4"	26,9	2,25	1,43	2,65	1,64	3	1,83
JTCF * Ø1X6N5580F	1"	33,7	2,65	2,11	3,35	2,58	3,75	2,84
JTCF * Ø1.1/4X6N5580F	1.1/4"	42,4	2,65	2,69	3,35	3,32	3,75	3,66
JTCF * Ø1.1/2X6N5580F	1.1/2"	48,3	3,00	3,46	3,35	3,82	3,75	4,23
JTCF * Ø2X6N5580F	2"	60,3	3,00	4,38	3,75	5,37	4,5	6,33
JTCF * Ø2.1/2X6N5580F	2.1/2"	76,1	3,35	6,19	3,75	6,87	4,5	8,13
JTCF * Ø3X6N5580F	3"	88,9	3,35	7,28	4,00	8,59	4,5	9,52
JTCF * Ø3.1/2X6N5580F	3.1/2"	101,6	3,75	9,3	4,25	10,44	5	12,15
JTCF * Ø4X6N5580F	4"	114,3	3,75	10,5	4,50	12,45	5,6	15,28
JTCF * Ø5X6N5580F	5"	139,7	-	-	4,75	16,15	5,6	18,86
JTCF * Ø6X6N5580F	6"	165,1	-	-	5,00	20,14	5,6	22,43

Para Tubo leve substituir * por L | Para Tubo médio substituir * por M | Para Tubo médio substituir * por P.
To specify the light pipe, replace * with L | For Medium tube replace * with M | For Middle tube replace * with P.

Similar à norma ASTM A53

Similar to the norm ASTM A53

Para Tubos sem acabamento (natural) consulte-nos!

For tubes without finishing (Natural) contact us!

Para as referências com *, substituí-las pela classe do tubo desejado.

For references with *, replace the symbol with the desired tube class.

Tubo Normalizado SEM Costura NBR 5580 Com Rosca BSP						
Referência			Classe Class STD - Sch 40		lasse Class XS - Sch 80	
	Ø Pol Inch	Ø Externo	Espessura Thickness	Massa Mass	Espessura Thickness	Massa Mass
JTCFSTD Ø1/2X6N5590F	1/2"	21,3	2,77	1,34	3,73	1,66
JTCF * Ø3/4X6N5590F	3/4"	26,7	2,87	1,78	3,91	2,28
JTCF * Ø1X6N5590F	1"	33,4	3,38	2,61	4,55	3,35
JTCF * Ø11/4X6N5590F	1.1/4"	42,2	3,56	3,53	4,85	4,61
JTCF * Ø11/2X6N5590F	1.1/2"	48,3	3,68	4,12	5,08	5,57
JTCFSTD Ø2X6N5590F	2"	60,3	3,91	5,65	5,54	7,69
JTCFSTD Ø21/2X6N5590F	2.1/2"	73,0	5,16	8,88	7,01	11,74
JTCFSTD Ø3X6N5590F	3"	88,9	5,49	11,6	7,62	15,7
JTCFSTD Ø31/2X6N5590F	3.1/2"	101,6	5,74	13,93	8,08	19,15
JTCFSTD Ø4X6N5590F	4"	114,3	6,02	16,47	8,56	22,95
JTCF * Ø5X6N5590F	5"	141,3	6,55	22,28	9,52	31,43
JTCF * Ø6X6N5590F	6"	168,3	7,11	28,86	10,97	43,15
JTCF * Ø6X8N5590F	8"	219,1	8,18	43,34	12,7	65,42
JTCFSTDØ6X10N5590F	10"	273	9,27	61,28	17,47	98,7

SERVIÇOS SERVICES

JEA INDÚSTRIA METALÚRGICA LTDA
MAUÁ/SP

A JEA Sul faz parte de um grupo de empresas, que juntas formam o Grupo JEA.

A JEA Indústria Metalúrgica Ltda., situada em Mauá, no Grande ABC, atua com sucesso na área metalúrgica, desde sua fundação em 1986.

JEA Sul is part of a group of companies, which together form the JEA Group.
JEA Indústria Metalúrgica Ltda., located in Mauá, Greater ABC, has been operating successfully in the metallurgical area since its foundation in 1986.

Com máquinas e equipamentos de última geração, o grupo JEA presta também serviços de:

With modern equipments and machinery, the JEA group also provides the following services:

1. **Usinagem (Torno CNC e Centro de Usinagem)**
   Machining (CNC lathe and machining center.)
2. **Centro de Solda (Célula Robótica)**
   Welding Center (cell Robotics)
3. **Oxicorte de Alta Definição**
   Gas Cutting High definition
4. **Corte à Laser**
   Laser Cutting Machine
5. **Puncionadeira**
   Punching
6. **Corte e Dobra de Chapas**
   Cut and Fold Steel plates
7. **Estamparia**
   Stamping
8. **Caldeiraria Industrial**
   Industrial boiler
9. **Jateamento e Pintura**
   Blasting and painting
10. **Laboratório:**
    - **Análise Química**
    - **Medição 3D**
    - **Ensaios Mecânicos: Durômetro, compressão e tração.**
    - **Ensaio de Impacto: Charpy e Izod.**

Laboratory:
- **Chemical analysis**
- **3D measurement**
- **Mechanical Testing: Durometro, compression and traction.**
- **Impact testing: Charpy and Izod.**

Rosca Métrica DIN - 13- 60° DIN Metric Thread - 13- 60°		
Rosca Ø Thread Ø	Passo HPitch H	Ø Externo mm Ø External mm
M3	0,5	3
M3,5	0,6	3,5
M4	0,7	4
M5	0,8	5
M6	1	6
M7	1	7
M8	1,25	8
M9	1,25	9
M10	1,5	10
M11	1,5	11
M12	1,75	12
M14	2	14
M16	2	16
M18	2,5	18
M20	2,5	20
M22	2,5	22
M24	3	24
M27	3	27
M30	3,5	30
M33	3,5	33
M36	4	36
M39	4	39
M42	4,5	42
M45	4,5	45
M48	5	48
M52	5	52

Rosca Americana UNC - 60° UNC American Standard Screw - 60°			
Rosca Thread		Ø Externo mm Ø External mm	
Ø	F.P.P.	Mínimo Minimum	Máximo Maximum
1/4"	20	6,11	6,32
5/16"	18	7,68	7,90
3/8"	16	9,25	9,42
7/16"	14	10,81	11,07
1/2"	13	12,38	12,66
9/16"	12	13,95	14,24
5/8"	11	15,52	15,83
3/4"	10	18,67	19,00
7/8"	9	21,82	22,17
1"	8	24,96	25,34
1.1/8"	7	28,1	28,51
1.1/4"	7	31,27	31,69
1.3/8"	6	34,4	34,86
1.1/2"	6	37,57	38,03
1.3/4"	5	43,86	44,38
2"	4	50,16	50,72
2.1/4"	4	56,51	57,07
2.1/2"	4	62,81	63,42
2.3/4"	4	69,16	69,76
3"	4	75,51	76,11
3.1/4"	4	81,86	82,46
3.1/2"	4	88,21	88,81
3.3/4"	4	94,55	95,16
4"	4	100,9	101,5

Rosca UN - 8 F. P. P. UN Screw - 8 Fpp		
Rosca Thread	Ø Externo mm Ø External mm	
Ø	Mínimo Minimum	Máximo Maximum
1"	24,97	25,35
1.1/8"	28,14	28,52
1.1/4"	31,32	31,70
1.3/8"	34,49	34,87
1.1/2"	37,66	38,04
1.5/8"	40,84	41,22
1.3/4"	44,01	44,39
1.7/8"	47,19	47,57
2"	50,36	50,74
2.1/4"	56,71	57,09
2.1/2"	63,06	63,44
2.3/4"	69,41	69,79
3"	75,75	76,13
3.1/4"	82,1	82,48
3.1/2"	88,45	88,83
3.3/4"	94,84	95,18
4"	101,15	101,53

TABELAS DIVERSAS CHART TABLES

Tabela de resistência à tração, que as barras roscadas JEA Sul suportam em Kgf. Traction-resistence table for our threaded bars, in Kgf.			
Ø NOM. Ø Pol.	KGF	Ø NOM. Ø Pol.	KGF
5/32"	100	M4	100
3/16"	120	M5	120
1/4"	220	M6	200
5/16"	380	M8	380
3/8"	540	M10	560
7/16"	700	M12	860
1/2"	900	M14	1150
9/16"	1100	M16	1650
5/8"	1500	M18	1900
3/4"	2200	M20	2500
7/8"	3000	M22	3000
1"	4000	M24	3500
1.1/8"	5000	M27	4700
1.1/4"	6000	M30	5500
1.3/8"	7300	M33	7000
1.1/2"	9000	M36	7800
1.3/4"	11000	M39	9200
2"	15000	M42	10500
		M45	13900
		M48	145000
		M52	160000

Chapas de Aço Steel Plates		
Bitola Gauge	Espessura Thickness	Kg/m²
# 1/4"	6,35	49,8
#3/16"	4,76	37,3
#7	4,55	36,7
#8	4,18	33,6
#9	3,8	30,5
#10	3,42	27,5
#11	3,04	24,5
#12	2,66	21,4
#13	2,28	18,3
#14	1,9	15,3
#15	1,71	13,8
#16	1,52	12,2
#17	1,37	10,9
#18	1,21	9,7
#19	1,06	8,5
#20	0,91	7,3
#21	0,84	6,7
#22	0,76	6,1
#23	0,68	5,5
#24	0,61	4,9
#25	0,53	4,2
#26	0,46	3,6

Tabela de Conversão de Polegadas p/ Mílimetros. Inch to milimeters conversion table	
Polegada Inch	Mílimetros milimeter
1/32"	0,794
1/16"	1,588
3/32"	2,381
1/8"	3,175
5/32"	3,969
3/16"	4,763
7,32"	5,556
1/4"	6,35
9/32"	7,144
5/16"	7,938
3/8"	9,525
7/16"	11,11
1/2"	12,7
9/16"	14,28
5/8"	15,87
11/16"	17,46
3/4"	19,05
13/16"	20,63
7/8"	22,22
15/16"	23,81
1"	25,4
1.1/4"	31,75
1.1/2"	38,1
1.3/4"	44,45
2"	50,8
2.1/4"	57,15
2.1/2"	63,5
2.3/4"	69,85
3"	76,2
3.1/4"	82,55
3.1/2"	88,9
3.3/4"	95,25
4"	101,6

Largura Breadth	Tabela de medidas para Eletrocalhas Perfuradas e Lisas Table measures for Perfurated and Plain Cable.						
	Altura Height						
	25	50	75	100	150	200	250
50	* 50/25	* 50/50					
75	* 75/25	* 75/50	* 75/75				
100	100/25	100/50	100/75	100/100			
125	125/25	125/50	125/75	125/100			
150	150/25	150/50	150/75	150/100	150/150		
200	200/25	200/50	200/75	200/100	200/150	200/200	
250	250/25	250/50	250/75	250/100	250/150	250/200	250/250
300	300/25	300/50	300/75	300/100	300/150	300/200	300/250
400	400/25	400/50	400/75	400/100	400/150	400/200	400/250
500	500/25	500/50	500/75	500/100	500/150	500/200	500/250
600	660/25	660/50	660/75	660/100	660/150	660/200	
700	700/25	700/50	700/75	700/100	700/150		
800	800/25	800/50	800/75	800/100			

Medidas fornecidas no tipo "U" simples ou "C" com virola de 12!

Provided mesures for the "U" type or simple models type "C" with ferrule 12!

ANOTAÇÕES NOTES

HINO NACIONAL BRASILEIRO

AUTOR: JOAQUIM OSÓRIO DUQUE ESTRADA
MÚSICA: FRANCISCO MANUEL DA SILVA

Ouviram do Ipiranga as margens plácidas
De um povo heróico o brado retumbante,
E o sol da Liberdade, em raios fúlgidos,
Brilhou no céu da Pátria nesse instante.

Se o penhor dessa igualdade
Conseguimos conquistar com braço forte,
Em teu seio, ó Liberdade,
Desafia o nosso peito a própria morte!

Ó Pátria amada,
Idolatrada,
Salve! Salve!

Brasil, um sonho intenso, um raio vívido
De amor e de esperança à terra desce,
Se em teu formoso céu, risonho e límpido,
A imagem do Cruzeiro resplandece.

Gigante pela própria natureza,
És belo, és forte, impávido colosso,
E o teu futuro espelha essa grandeza.

Terra adorada,
Entre outras mil,
És tu, Brasil,
Ó Pátria amada!
Dos filhos deste solo és mãe gentil,
Pátria amada, Brasil!

Deitado eternamente em berço esplêndido,
Ao som do mar e à luz do céu profundo,
Fulguras, ó Brasil, florão da América,
Iluminado ao sol do Novo Mundo!

Do que a terra mais garrida
Teus risonhos, lindos campos têm mais flores;
"Nossos bosques têm mais vida",
"Nossa vida" no teu seio "mais amores".

Ó Pátria amada,
Idolatrada,
Salve! Salve!

Brasil, de amor eterno seja símbolo
O lábaro que ostentas estrelado,
E diga o verde-louro desta flâmula
Paz no futuro e glória no passado.

Mas, se ergues da justiça a clava forte,
Verás que um filho teu não foge à luta,
Nem teme, quem te adora, a própria morte!

Terra adorada,
Entre outras mil,
És tu, Brasil,
Ó Pátria amada!
Dos filhos deste solo és mãe gentil,
Pátria amada, Brasil!

GRUPO JEA
DESDE 1986

ENTRE EM CONTATO CONOSCO

R. Sebastião Souza Cortês, 687 - Campo Largo da Roseira
São José dos Pinhais - PR, 83090-600

(41) 3278-7800
(41) 99232-7800

jeasul@jea.com.br

www.jeasul.com.br

@jea.sul

Aponte a câmera do celular e fale conosco no whatsapp.

JEA SUL INDÚSTRIA E COMÉRCIO LTDA